


# Inverter Series



*Engineered for flexibility and performance.™*

# GLOBAL DISTRIBUTION NETWORK



## Americas

- USA • Puerto Rico • Mexico • Paraguay • Uruguay • Guadalupe •

## Oceania

- Australia • New Zealand •

## Middle East & Africa

- Jordan • Lebanon • Oman • Qatar • Saudi Arabia • Bahrain • Morocco • Iraq • U.A.E. •  
• Mauritius • South Africa • Kenya • Madagascar • Ghana • Nigeria • Tanzania •

## Europe

- England • Greece • Hungary • Italy • Norway • Poland • Portugal • Russia • Spain •  
• Belgium • Tunisia • Croatia • Cyprus • Lithuania • Yugoslavia • Malta • Slovenia • Ukraine •  
• Turkey • Finland • Czech Republic • Romania •

## Asia

- Cambodia • China • Hong Kong • Indonesia • Maldives •  
• Malaysia • Singapore • Thailand • Vietnam • Pakistan •

# Inverter DX Systems



M5WMX-G/GR



M5CKX-A/AR  
M5CKX-C/CR



M5CMX-E/ER



M5CCX-C/CR

## Reaching The Next Level Of Air-Conditioning Evolution

McQuay's global presence necessitates us to play our role and responsibility towards building a better world for our future generations.

Our innovation and technological efforts are geared towards attaining the best energy efficiency and ensure we build our products that have minimal environment impact.

Realising this,

McQuay offers a wide range of inverters where choices are a plenty and flexible, to fit your every needs and create your desired indoor environment.

- **Wide selection of indoors units.**
- **Choice of refrigerant (R410A or R22)**
- **Selection between high-performance single splits (up to 6.7kW / 23000 Btu/h) or space-saving multi-splits (up to 11.1 kW / 38000 Btu/h).**



M5LCX



M5MSX



MMSV

# Energy Saving

## Best Energy-Efficiency

Best Energy Efficiency is achieved through combination of high efficiency compressor and intelligent electronic controls. On an average, massive power consumption savings is 30% based on normal 8 hours operating time.

## High Efficiency Compressor

Using digital technology, high level of compressor-control precision is achieved to ensure maximum performance at minimal energy costs.

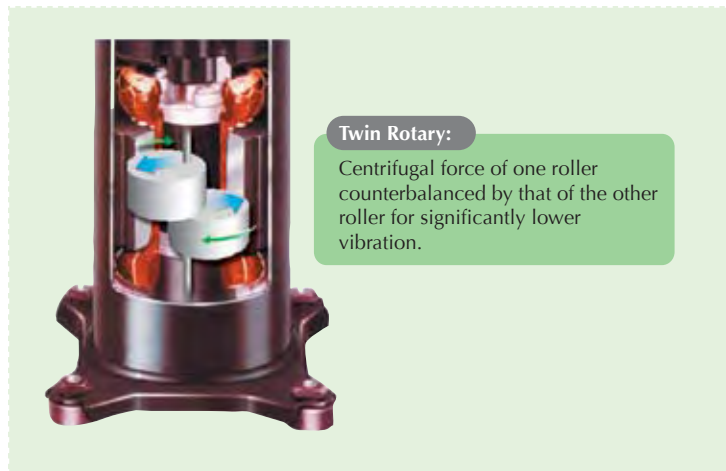


Energy		Air Conditioner
Manufacturer		<b>McQuay</b>
Outside Unit		M5LC010CR
Inside Unit		M5WM010GR
More efficient		<b>A</b>
Less efficient		
Annual Energy Consumption, kWh in cooling mode <small>(actual consumption will depend on how the appliance is used and climate)</small>	<b>433</b>	
Cooling output kW	<b>2.8</b>	
Energy Efficiency Ratio Full load (the higher the better)	<b>3.2</b>	
Type	Cooling only	...
	Cooling + Heating	←
	Air cooled	...
	Water cooled	←
Heat output kW	<b>2.8</b>	
Heating Performance A: higher G: lower	<b>A</b>	B C D E F G
Noise (dB(A) re 1 pW)		
Further information is contained in product brochures.		
<small>Norm: EN 814 Air conditioner Energy Label Directive Y1XXXXC</small>		

**McQuay's inverters achieve the highest level of energy efficiency. Class A based on the stringent European Energy Efficiency Class ratings.**

## Inverter DC Twin Rotary Compressor

The rollers phases are staggered 180° apart. With this design, centrifugal forces generated by one roller is counterbalanced by the force of the other roller. Furthermore compressor's operation is improved by the independent operation of the cylinders, leading to greater efficiency and much lower vibration.



## Inverter DC Scroll Compressor

Scroll compressors use latest engineering advances and optimized flow dynamics to compress refrigerant with high efficiency and reliability. Inverter scroll compressors further improves efficiency with huge reductions in unavoidable motor losses.



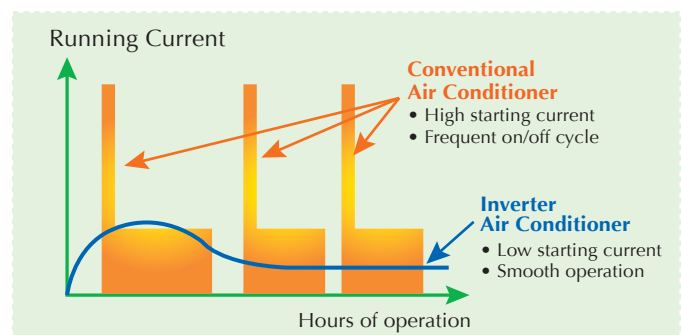


## Optimized Running Speed

The inverter compressor is programmed to run at the optimum speed all the time. Compressor speed is controlled by input frequency that varies according to the room load requirements. Once required temperature is reached, the input power supply to the compressor will be drastically reduced and less energy is required for operation. There is significantly less start-stop operation of the compressor.

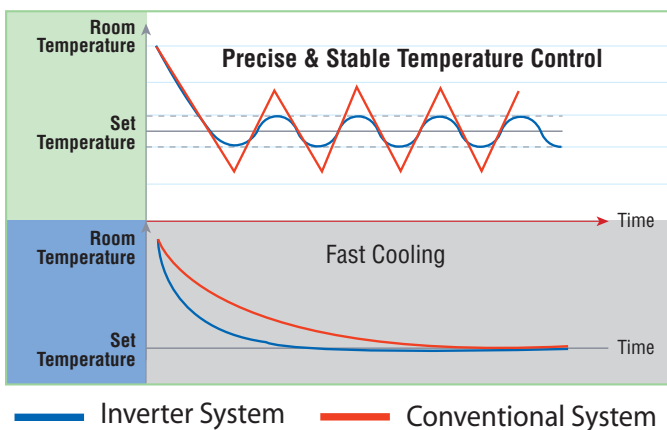
## Low Starting Current

Taking advantage of the ability to modulate the compressor speed, inverters are designed to operate with "soft start" feature. The compressor motor does not require to draw high current during start up.



## Cozy & Comfortable Environment

The sole purpose of an air-conditioning system is to provide a conducive environment for you to concentrate on work, relaxation as well as leisure activities.



## Precise and Stable Temperature Control

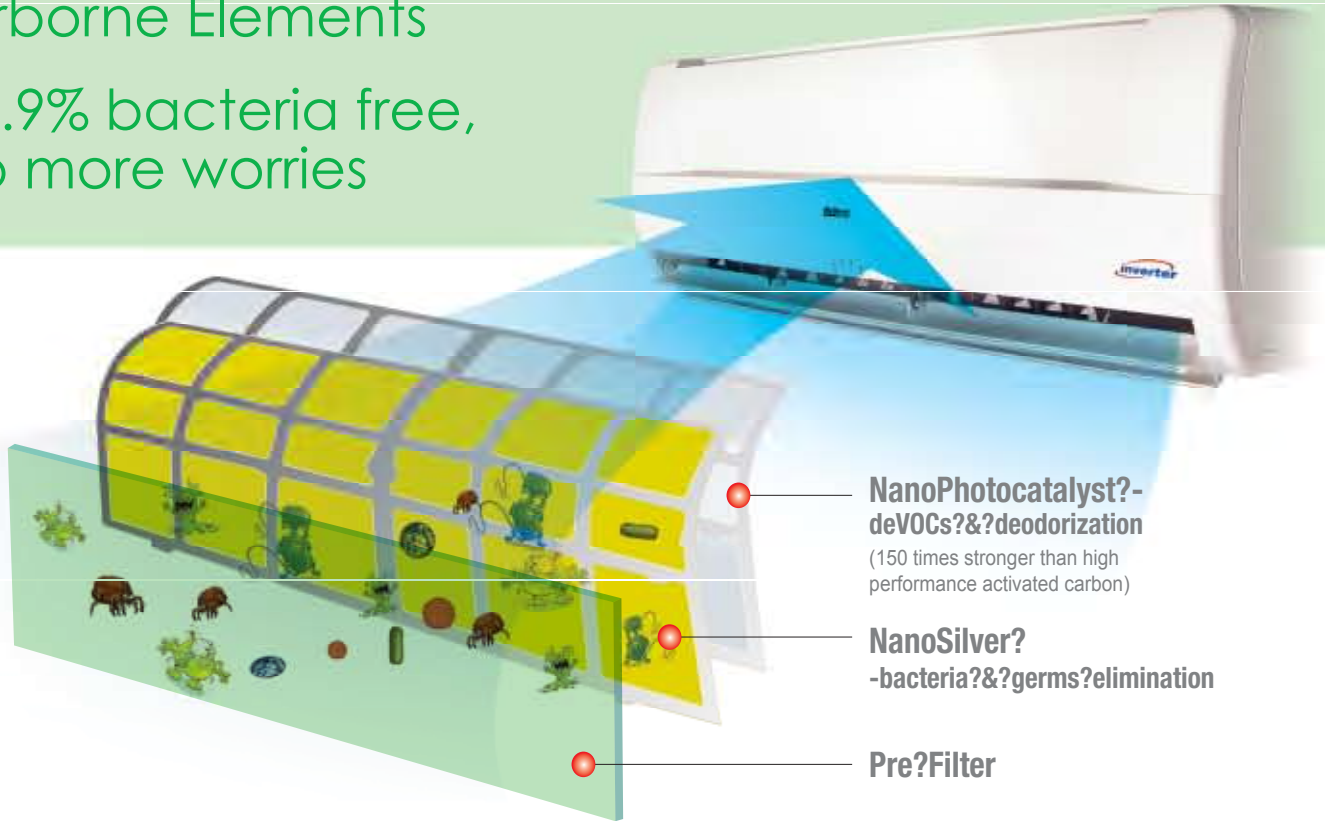
Inverters offer a comfortable environment by maintaining a band of constant temperature. Simply, temperature fluctuation is reduced to an imperceptible 1 degrees Celsius. By using a unique control algorithm, temperature and humidity levels are kept constant throughout operation, thereby reaching unprecedented levels of comfort.

## Rapid Cooling/Heating

During the unit's start up, inverters takes a shorter period to achieve the set room temperature compared to conventional systems. During the initial 20 minutes of operation, compressor runs at maximum rotation to reach desired temperature. Subsequently, the rotation is adjusted based on load. Together with turbo fan speed mode, this ensures minimum waiting time to reach your comfort level.



- Effectively Inactivate & Eliminate Various Harmful Airborne Elements
- 99.9% bacteria free, no more worries



The MWMX - G series is being incorporated with various indoor air quality features that improves the air quality in the conditioned area and thus offering a healthy living environment.

McQuay is focused on developing new and exciting products to improve everyday living environment of the 21st century. The all-new NanoGuard combines powerful sterilizing and deodorizing effect of NanoSilver and Nano-Photocatalyst.

Silver is used from the days of Hippocrates (Father of Medicine) as a healing agent and its use has been expanded into anti-bacterial applications ever since. Modern nanotechnology provides through full - infusion onto the filters and larger coated surface area, with this sterilization, deodorizing power is 150 times stronger whereas filtration effectiveness is improved 20 times.

### Negative Ion Generator (Standard)

The Ion Generator releases negative ion shower to create a refreshing and clean environment as if you have fallen into the world of nature.

## Non-Thermal Plasma (NTP) Air Sterilizer (Enhanced Series)

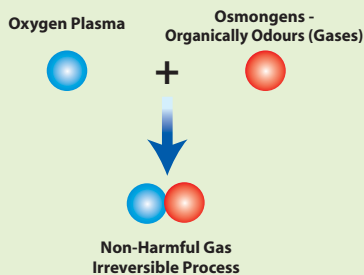
Non-Thermal Plasma (NTP) is a technological breakthrough in air purification systems. MWMX-G/GR also incorporates NTP as an indoor air quality feature in room air-conditioners. With the NTP Air Sterilizer, oxygen molecules in the air are energized into nascent oxygen (O\*) or plasma, that is highly effective in purifying the air.

*\* This is an optional specification (available for R22 models only). Please refer to your local agent / dealer for product with this specification.*

### Triple Action

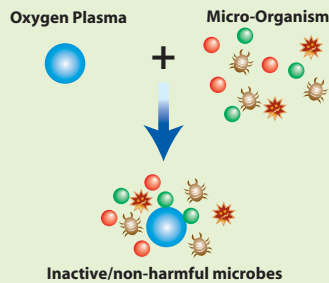
#### Neutralizes Harmful Gases

High-energy oxygen plasma combines easily with most harmful gases to neutralize, and render them harmless to human beings. For example, NTP Air Sterilizer can lower the concentration of carbon monoxide (CO) that causes fatigue, headaches, etc. When oxygen plasmas neutralize CO, carbon dioxide is produced. This process is irreversible. Thus effectively reducing the amount of CO molecules in the indoor environment.



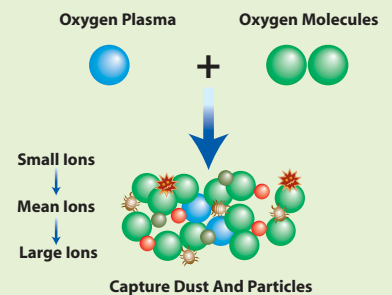
#### Inhibits Growth Of Harmful Germs & Microbes

NTP Air Sterilizer disrupts the basic biological process of microbes. Oxygen plasmas simply combines with the cell structure to negatively affect the growth and activity of certain harmful microbes and germs. This will reduce the amount of harmful entities in the air, easily creating healthier air.



#### Removes Dust

Nascent oxygen plasmas combine with other oxygen molecules to form ions (charged particles), including small ions, mean ions, and large ions. These attract dust particles easily and tend to sink to the ground faster than normal dust particles. This helps to reduce health-problems caused by dusty environment.



### Better Space Utilization

Whenever installation space is a concern, inverter multi-split series is the ideal solution. This outdoor unit is designed with the capability of coupling up to 4 indoor units. There is no more worry about huge amount of space taken up by multiple outdoor units.

## Long-Term Reliability

Compressor rotation speed is steadily ramp up or down based on load requirement throughout the operation. There is significantly reduced start-stop cycle. This control method smoothens the compressor motor operation. It drastically reduces the wear and tear of the motor and increases compressor lifespan.

Total cost of ownership over the long run is much lower compared to non-inverter systems.

Inverter compressors are also protected from over-temperature and over-current. Whenever compressor discharge temperature or running current is too high, compressor rotational speed is reduced and stopped if critical point is reached.

With built-in self diagnosis, Faults occurring in the air conditioning systems will be detected and informed through both the indoor and outdoor units. This will ease servicing and troubleshooting.

SINGLE SPLIT DC INVERTER

HEAT PUMP MODEL	INDOOR UNIT		M5WMX010GR	M5WMX015GR	M5WMX020GR	M5WMX025GR
	OUTDOOR UNIT		M5LCX010CR	M5LCX015CR	M5LCX020CR	M5LCX025CR
RATED COOLING CAPACITY (MIN - MAX)	W		2785 (812 - 3272)	3517 (812 - 4430)	5275 (1465 - 5862)	6155 (1465 - 6741)
	Btu/h		9500 (2772 - 11165)	12000 (2772 - 15114)	18000 (5000 - 20000)	21000 (5000 - 23000)
RATED HEATING CAPACITY (MIN - MAX)	W		3370 (791 - 4588)	3810 (791 - 4739)	5568 (1465 - 6155)	6448 (1465 - 7034)
	Btu/h		11500 (2699 - 15655)	13000 (2699 - 16170)	19000 (5000 - 22000)	22000 (5000 - 25000)
RATED POWER CONSUMPTION (MIN - MAX)	COOLING	W	820 (242 - 1038)	1100 (242 - 1559)	1632	1991
	HEATING	W	930 (231 - 1455)	1057 (231 - 1865)	1631	2013
COOLING EER		W/W	3.40	3.20	3.23	3.09
HEATING COP		W/W	3.62	3.60	3.41	3.20
COOLING ONLY MODEL	INDOOR UNIT		M5WMX010G	M5WMX015G	M5WMX020G	M5WMX025G
	OUTDOOR UNIT		M5LCX010C	M5LCX015C	M5LCX020C	M5LCX025C
RATED COOLING CAPACITY (MIN - MAX)	W		2785 (812 - 3272)	3517 (812 - 4430)	18000 (5000 - 20000)	21000 (5000 - 23000)
	Btu/h		9500 (2772 - 11165)	12000 (2772 - 15114)	5275 (1465 - 5862)	6155 (1465 - 6741)
RATED POWER CONSUMPTION (MIN - MAX)		W	820 (242 - 1038)	1100 (242 - 1559)	1632	1991
COOLING EER		W/W	3.40	3.20	3.23	3.09
POWER SUPPLY		( V / Ph / Hz )	220 - 240 / 1 / 50			
AIR FLOW		cfm (L/s)	300 (142)	330 (156)	550 (260)	630 (297)
SOUND LEVEL (HIGH / LOW)		dBA	30	31	35	40
UNIT WEIGHT		kg	9.5		15	
UNIT DIMENSION	HEIGHT	mm/in	260 / 10.2		304 / 12.0	
	WIDTH	mm/in	899 / 35.4		1062 / 41.8	
	DEPTH	mm/in	198 / 7.8		220 / 8.7	
HEAT PUMP MODEL	INDOOR UNIT		M5CCX010CR	M5CCX015CR	M5CCX020CR	M5CCX025CR
	OUTDOOR UNIT		M5LCX010CR	M5LCX015CR	M5LCX020CR	M5LCX025CR
RATED COOLING CAPACITY	W		2784 (812 - 3517)	3517 (812 - 4396)	5275 (1465 - 5862)	6155 (1465 - 6741)
	Btu/h		9500 (2772 - 12000)	12000 (2772 - 15000)	18000 (5000 - 20000)	21000 (5000 - 23000)
RATED HEATING CAPACITY	W		3370 (791 - 4396)	3810 (791 - 4983)	5568 (1465 - 6155)	6448 (1465 - 7034)
	Btu/h		11500 (2700 - 15000)	13000 (2700 - 17000)	19000 (5000 - 21000)	22000 (5000 - 25000)
RATED POWER CONSUMPTION	COOLING	W	830 (252 - 1048)	1136 (278 - 1595)	1683 (526 - 1885)	2045 (529 - 2513)
	HEATING	W	940 (241 - 1465)	1093 (267 - 1901)	1682 (549 - 2220)	2067 (552 - 2361)
COOLING EER		W/W	3.35	3.10	3.13	3.01
HEATING COP		W/W	3.59	3.49	3.31	3.12
COOLING ONLY MODEL	OUTDOOR UNIT		M5CCX010C	M5CCX015C	M5CCX020C	M5CCX025C
	INDOOR UNIT		M5LCX010C	M5LCX015C	M5LCX020C	M5LCX025C
RATED COOLING CAPACITY	W		2638 (1084 - 3517)	3517 (812 - 4396)	5275 (1465 - 5862)	6155 (1465 - 6741)
	Btu/h		9000 (3700 - 12000)	12000 (2772 - 15000)	18000 (5000 - 20000)	21000 (5000 - 23000)
RATED POWER CONSUMPTION (MIN - MAX)		W	830 (252 - 1048)	1136 (278 - 1595)	1683 (526 - 1885)	2045 (529 - 2513)
COOLING EER		W/W	3.35	3.10	3.13	3.01
POWER SUPPLY		( V / Ph / Hz )	220 - 240 / 1 / 50			
AIR FLOW	HIGH	cfm ( L/s )	300 (142)	510 (241)	700 (330)	730 (345)
	MEDIUM		260 (123)	440 (208)	680 (321)	720 (340)
	LOW		220 (104)	360 (170)	620 (293)	580 (274)
EXTERNAL STATIC PRESSURE	HIGH	Pa (in. WG)	49 (0.20)	49 (0.20)	64 (0.26)	55 (0.22)
	MEDIUM		39 (0.16)	39 (0.16)	58 (0.24)	39 (0.16)
	LOW		29 (0.12)	20 (0.08)	34 (0.14)	29 (0.12)
SOUND LEVEL		dBA	26	29	34	36
UNIT WEIGHT		kg	17	21	22	25
UNIT DIMENSION	HEIGHT	mm/in	261 / 10.3		261 / 10.3	
	WIDTH	mm/in	765 / 30.1		1065 / 41.9	
	DEPTH	mm/in	411 / 16.2		411 / 16.2	
HEAT PUMP MODEL	INDOOR UNIT		M5CKX010CR	M5CKX015CR	M5CKX020CR	--
	OUTDOOR UNIT		M5LCX010CR	M5LCX015CR	M5LCX020CR	--
RATED COOLING CAPACITY	W		2785 (812 - 3272)	3517 (812 - 4430)	5275 (1465 - 5862)	
	Btu/h		9500 (2772 - 11165)	12000 (2772 - 15114)	18000 (5000 - 20000)	
RATED HEATING CAPACITY	W		3370 (791 - 4588)	3810 (791 - 4739)	5568 (1465 - 6155)	
	Btu/h		11500 (2699 - 15655)	13000 (2699 - 16170)	19000 (5000 - 21000)	
RATED POWER CONSUMPTION	COOLING	W	833 (252 - 1048)	1116 (278 - 1595)	1646 (526 - 1885)	
	HEATING	W	943 (241 - 1465)	1073 (267 - 1901)	1645 (549 - 2220)	
COOLING EER		W/W	3.34	3.15	3.20	
HEATING COP		W/W	3.57	3.55	3.38	
COOLING ONLY MODEL	INDOOR UNIT		M5CKX010C	M5CKX015C	M5CKX020C	--
	OUTDOOR UNIT		M5LCX010C	M5LCX015C	M5LCX020C	--
RATED COOLING CAPACITY	W		2785 (812 - 3272)	3517 (812 - 4430)	5275 (1465 - 5862)	
	Btu/h		9500 (2772 - 11165)	12000 (2772 - 15114)	18000 (5000 - 20000)	
RATED POWER CONSUMPTION (MIN - MAX)		W	833 (252 - 1048)	1116 (278 - 1595)	1646 (526 - 1885)	
COOLING EER		W/W				
POWER SUPPLY		( V / Ph / Hz )	220 - 240 / 1 / 50			
AIR FLOW		cfm ( L/s )	400 ( 190 )	410 ( 195 )	450 (212)	
SOUND LEVEL		dBA	42	41	44	
UNIT WEIGHT (UNIT + PANEL)		kg	22 (24)	23 (25)	23 (25)	
UNIT DIMENSION (WITH PANEL)	HEIGHT	mm/in	250 / 9.8 (295 / 11.6)		250 / 9.8 (295 / 11.6)	
	WIDTH	mm/in	570 / 22.4 (640 / 25.2)		570 / 22.4 (640 / 25.2)	
	DEPTH	mm/in	570 / 22.4 (640 / 25.2)		570 / 22.4 (640 / 25.2)	

- 1) ALL SPECIFICATIONS ARE SUBJECTED TO CHANGE BY THE MANUFACTURER WITHOUT PRIOR NOTICE.
- 2) ALL UNITS ARE BEING TESTED AND COMPLY TO ISO 5151.
- 3) NOMINAL COOLING AND HEATING CAPACITY ARE BASED ON THE CONDITIONS BELOW :
  - a) COOLING - 27°C DB / 19°C WB INDOOR AND 35°C DB / 24°C WB OUTDOOR
  - b) HEATING - 20°C DB INDOOR AND 7°C DB / 6°C WB OUTDOOR



SINGLE SPLIT DC INVERTER

CEILING-CASSETTE A-SERIES	HEAT PUMP MODEL		INDOOR UNIT	--	M5CKX020AR	M5CKX025AR	
			OUTDOOR UNIT	--	M5LCX020CR	M5LCX025CR	
	NOMINAL COOLING CAPACITY		W		5275 (1465 - 5862)	6155 (1465 - 6741)	
			Btu/h		18000 (5000 - 20000)	21000 (5000 - 23000)	
	NOMINAL HEATING CAPACITY		W		5568 (1465 - 6155)	6448 (1465 - 7034)	
			Btu/h		19000 (5000 - 22000)	22000 (5000 - 25000)	
	RATED POWER CONSUMPTION		COOLING	W	1694 (526 - 1885)	2054 (529 - 5213)	
			HEATING	W	1693 (526 - 1885)	2076 (529 - 5213)	
	COOLING EER		W/W		3.11	3.00	
	HEATING COP		W/W		3.29	3.11	
	COOLING ONLY MODEL		INDOOR UNIT	--	M5CKX020A	M5CKX025A	
			OUTDOOR UNIT	--	M5LCX020C	M5LCX025C	
	NOMINAL COOLING CAPACITY		W		5275 (1465 - 5862)	6155 (1465 - 6741)	
			Btu/h		18000 (5000 - 20000)	21000 (5000 - 23000)	
	RATED POWER CONSUMPTION (MIN - MAX)		W		1694 (526 - 1885)	2054 (529 - 5213)	
	COOLING EER		W/W		3.11	3.00	
	POWER SUPPLY		( V / Ph / Hz )		220 - 240 / 1 / 50		
AIR FLOW		cfm ( L/s )		740 (349)	780 (368)		
SOUND LEVEL		dBA		37	40		
UNIT WEIGHT (UNIT + PANEL)		kg		31 (35)	32 (36)		
UNIT DIMENSION (WITH PANEL)		HEIGHT	mm/in	335 (363) / 13.2 (14.3)			
		WIDTH	mm/in	820 (930) / 32.2 (36.6)			
		DEPTH	mm/in	820 (930) / 32.2 (36.6)			
CEILING-CONVERTIBLE E-SERIES	HEAT PUMP MODEL		INDOOR UNIT	M5CMX015ER	M5CMX020ER	M5CMX025ER	
			OUTDOOR UNIT	M5LCX015CR	M5LCX020CR	M5LCX025CR	
	NOMINAL COOLING CAPACITY (MIN - MAX)		W	3520 (812 - 4396)	5275 (1465 - 5862)	6155 (1465 - 6741)	
			Btu/h	12000 (2772 - 15000)	18000 (5000 - 20000)	21000 (5000 - 23000)	
	NOMINAL HEATING CAPACITY (MIN - MAX)		W	3810 (791 - 4982)	5568 (1465 - 6155)	6448 (1465 - 7034)	
			Btu/h	13000 (2700 - 17000)	19000 (5000 - 22000)	22000 (5000 - 25000)	
	RATED POWER CONSUMPTION (MIN - MAX)		COOLING	W	1135 (258 - 1575)	1673 (526 - 1885)	2025 (529 - 5213)
			HEATING	W	1092 (247 - 1881)	1672 (526 - 1885)	2047 (529 - 5213)
	COOLING EER		W/W		3.10	3.04	
	HEATING COP		W/W		3.49	3.15	
	COOLING ONLY MODEL		INDOOR UNIT	M5CMX015E	M5CMX020E	M5CMX025E	
			OUTDOOR UNIT	M5LCX015C	M5LCX020C	M5LCX025C	
	NOMINAL COOLING CAPACITY		W	3520 (812 - 4396)	5275 (1465 - 5862)	6155 (1465 - 6741)	
			Btu/h	12000 (2772 - 15000)	18000 (5000 - 20000)	21000 (5000 - 23000)	
	RATED POWER CONSUMPTION (MIN - MAX)		W	1135 (258 - 1575)	1673 (526 - 1885)	2025 (529 - 5213)	
	COOLING EER		W/W	3.10	3.15	3.04	
	POWER SUPPLY		( V / Ph / Hz )		220 - 240 / 1 / 50		
AIR FLOW		cfm (L/s)	508 (240)	520 (245)	580 (274)		
SOUND LEVEL		dBA	41	43	46		
UNIT WEIGHT		kg	26		15		
UNIT DIMENSION		HEIGHT	mm/in	218 / 8.6			
		WIDTH	mm/in	1080 / 42.5			
		DEPTH	mm/in	630 / 24.8			
COMPRESSOR TYPE			DC INVERTER ROTARY	DC INVERTER e-SCROLL			
REFRIGERANT			R410A ZERO OZONE DEPLETION POTENTIAL				
WEIGHT		kg	38	50			
SOUND LEVEL		dBA	48	53	56		
UNIT DIMENSION		HEIGHT	mm/in	540 / 21.3			
		WIDTH	mm/in	700 (+70) / 27.6 (+2.8)			
		DEPTH	mm/in	250 / 9.8			
PIPE CONNECTION		TYPE	FLARE				
PIPE CONNECTION		LIQUID	mm/in	6.35 / 1/4	6.35 / 1/4	6.35 / 1/4	
		GAS	mm/in	12.7 / 1/2	12.7 / 1/2	15.8 / 5/8	

- 1) ALL SPECIFICATIONS ARE SUBJECTED TO CHANGE BY THE MANUFACTURER WITHOUT PRIOR NOTICE.
- 2) ALL UNITS ARE BEING TESTED AND COMPLY TO ISO 5151.
- 3) NOMINAL COOLING AND HEATING CAPACITY ARE BASED ON THE CONDITIONS BELOW :
  - a) COOLING - 27°C DB / 19°C WB INDOOR AND 35°C DB / 24°C WB OUTDOOR
  - b) HEATING - 20°C DB INDOOR AND 7°C DB / 6°C WB OUTDOOR

MULTI-SPLIT DC INVERTER

COOLING ONLY		OUTDOOR	M5MSX020A	M5MSX025A	M5MSX030A	
		TYPE	1 - to - 2	1 - to - 3	1 - to - 4	
RATED COOLING CAPACITY (MIN - MAX)	Btu/Hr		19000 (4500 - 21000)	22000 (4500 - 24000)	26000 (4500 - 29000)	
	W		5570 ( 1320 - 6150)	6450 ( 1320 - 7030)	7620 ( 1320 - 8790)	
RATED TOTAL POWER CONSUMPTION (MIN - MAX)	W		1500 (355 - 1870)	1814 (400 - 2201)	2354 (400 - 2815)	
RATED EER	W/W		3.71	3.56	3.24	
HEAT PUMP		OUTDOOR	M5MSX020AR	M5MSX025AR	M5MSX030AR	
		TYPE	1 - to - 2	1 - to - 3	1 - to - 4	
RATED HEATING CAPACITY (MIN - MAX)	Btu/Hr		21000 (4500 - 23000)	25000 (4500 - 26000)	28000 (4500 - 32000)	
	W		6150 ( 1320 - 6740)	7327 ( 1320 - 7620)	8206 ( 1320 - 9380)	
RATED TOTAL POWER CONSUMPTION (MIN - MAX)	W		1600 ( 350 - 1910)	1901 ( 400 - 2156)	2030 ( 400 - 2755)	
HEATING COP	W/W		3.84	3.87	4.04	
POWER SOURCE	V/Ph/Hz		220 - 240 / 1 / 50			
REFRIGERANT	TYPE		R410A (ZERO-OZONE DEPLETION POTENTIAL)			
DIMENSION	HEIGHT	mm/in	757 / 29.8			
	WIDTH	mm/in	940 / 37.0			
	DEPTH	mm/in	392 / 14.3			
WEIGHT	kg		50	60	60	
SOUND LEVEL	dBA		51	53	53	
PIPING	TYPE		-	FLARE		
	PIPE SIZE	DISCHARGE	mm/in	2 X (6.35 / 1/4)	3 X (6.35 / 1/4)	4 X (6.35 / 1/4)
		SUCTION	mm/in	2 X (9.52 / 3/8)	3 X (9.52 / 3/8)	4 X (9.52 / 3/8)

1) ALL SPECIFICATIONS ARE SUBJECTED TO CHANGE BY THE MANUFACTURER WITHOUT PRIOR NOTICE.

2) ALL UNITS ARE BEING TESTED AND COMPLY TO ISO 5151.

3) NOMINAL COOLING AND HEATING CAPACITY ARE BASED ON THE CONDITIONS BELOW :

a) COOLING - 27°C DB / 19°C WB INDOOR AND 35°C DB / 24°C WB OUTDOOR

b) HEATING - 20°C DB INDOOR AND 7°C DB / 6°C WB OUTDOOR

SPECIFICATIONS FOR M5MSX025A/AR WITH M5WMX-G/GR

CONDITION	INDOOR OPERATING UNIT (5WMX-G/GR)	NOMINAL COOLING CAPACITY									INPUT POWER (W)		RUNNING CURRENT (A)	
		INDIVIDUAL INDOOR			TOTAL						RATED	(MAX)	RATED	(MAX)
		A	B	C	BTU/h		kcal/h		KW					
RATED	RATED	RATED	RATED	(MAX)	RATED	(MAX)	RATED	(MAX)	RATED	(MAX)	RATED	(MAX)		
COOLING	010	9000	-	-	9000	(10000)	2268	(2520)	2.64	(2.93)	742	(952)	3.36	(4.31)
	015	12000	-	-	12000	(13000)	3024	(3276)	3.52	(3.81)	989	(1238)	4.48	(5.61)
	020	18000	-	-	18000	(20000)	4536	(5040)	5.28	(5.86)	1484	(1904)	6.72	(8.62)
	010 + 010	9000	9000	-	18000	(20000)	4536	(5040)	5.28	(5.86)	1484	(1904)	6.72	(8.62)
	010 + 015	9000	12000	-	21000	(23000)	5292	(5796)	6.15	(6.74)	1732	(2190)	7.84	(9.92)
	010 + 020	7400	14600	-	22000	(24000)	5544	(6048)	6.45	(7.03)	1814	(2285)	8.22	(10.35)
	015 + 015	11000	11000	-	22000	(24000)	5544	(6048)	6.45	(7.03)	1814	(2285)	8.22	(10.35)
	015 + 020	8800	13200	-	22000	(24000)	5544	(6048)	6.45	(7.03)	1814	(2285)	8.22	(10.35)
	010 + 010 + 010	7300	7300	7300	21900	(24000)	5519	(6048)	6.42	(7.03)	1814	(2285)	8.22	(10.35)
	010 + 010 + 015	6600	6600	8800	22000	(24000)	5544	(6048)	6.45	(7.03)	1814	(2285)	8.22	(10.35)
	010 + 010 + 020	5500	5500	11000	22000	(24000)	5544	(6048)	6.45	(7.03)	1814	(2285)	8.22	(10.35)
	010 + 015 + 015	6020	7990	7990	22000	(24000)	5544	(6048)	6.45	(7.03)	1814	(2285)	8.22	(10.35)
	010 + 015 + 020	5080	6750	10170	22000	(24000)	5544	(6048)	6.45	(7.03)	1814	(2285)	8.22	(10.35)
015 + 015 + 015	7350	7350	7350	22050	(24000)	5557	(6048)	6.46	(7.03)	1814	(2285)	8.22	(10.35)	
HEATING	010	11000	-	-	11000	(12000)	2772	(3024)	3.22	(3.52)	896	(1143)	4.06	(5.18)
	015	13000	-	-	13000	(15000)	3276	(3780)	3.81	(4.40)	1058	(1428)	4.79	(6.47)
	020	20000	-	-	20000	(22000)	5040	(5544)	5.86	(6.45)	1628	(2095)	7.37	(9.49)
	010 + 010	11000	11000	-	22000	(23000)	5544	(5796)	6.45	(6.74)	1791	(2190)	8.11	(9.92)
	010 + 015	11000	13000	-	24000	(26000)	6048	(6552)	7.03	(7.62)	1954	(2476)	8.85	(11.21)
	010 + 020	8000	16000	-	24000	(26000)	6048	(6552)	7.03	(7.62)	1954	(2476)	8.85	(11.21)
	015 + 015	12000	12000	-	24000	(26000)	6048	(6552)	7.03	(7.62)	1954	(2476)	8.85	(11.21)
	015 + 020	9600	14400	-	24000	(26000)	6048	(6552)	7.03	(7.62)	1954	(2476)	8.85	(11.21)
	010 + 010 + 010	8000	8000	8000	24000	(26000)	6048	(6552)	7.03	(7.62)	1954	(2476)	8.85	(11.21)
	010 + 010 + 015	7200	7200	9600	24000	(26000)	6048	(6552)	7.03	(7.62)	1954	(2476)	8.85	(11.21)
	010 + 010 + 020	6000	6000	12000	24000	(26000)	6048	(6552)	7.03	(7.62)	1954	(2476)	8.85	(11.21)
	010 + 015 + 015	6520	8740	8740	24000	(26000)	6048	(6552)	7.03	(7.62)	1954	(2476)	8.85	(11.21)
	010 + 015 + 020	4580	6100	13320	24000	(26000)	6048	(6552)	7.03	(7.62)	1954	(2476)	8.85	(11.21)
015 + 015 + 015	8000	8000	8000	24000	(26000)	6048	(6552)	7.03	(7.62)	1954	(2476)	8.85	(11.21)	

SPECIFICATIONS FOR M5MSX025A/AR WITH M5CKX-C/CR

CONDITION	INDOOR OPERATING UNIT (5CKX-C/CR)	NOMINAL COOLING CAPACITY									INPUT POWER (W)		RUNNING CURRENT (A)	
		INDIVIDUAL INDOOR			TOTAL						RATED	(MAX)	RATED	(MAX)
		A	B	C	BTU/h		kcal/h		KW					
RATED	RATED	RATED	RATED	(MAX)	RATED	(MAX)	RATED	(MAX)	RATED	(MAX)	RATED	(MAX)		
COOLING	010	9000	-	-	9000	(10000)	2268	(2520)	2.64	(2.93)	900	(952)	4.08	(4.31)
	015	12000	-	-	12000	(13000)	3024	(3276)	3.52	(3.81)	1200	(1238)	5.43	(5.61)
	020	18000	-	-	18000	(20000)	4536	(5040)	5.28	(5.86)	1800	(1904)	8.15	(8.62)
	010 + 010	9000	9000	-	18000	(20000)	4536	(5040)	5.28	(5.86)	1800	(1904)	8.15	(8.62)
	010 + 015	9000	12000	-	21000	(23000)	5292	(5796)	6.15	(6.74)	2100	(2190)	9.51	(9.92)
	010 + 020	7400	14600	-	22000	(24000)	5544	(6048)	6.45	(7.03)	2200	(2285)	9.96	(10.35)
	015 + 015	11000	11000	-	22000	(24000)	5544	(6048)	6.45	(7.03)	2200	(2285)	9.96	(10.35)
	015 + 020	8800	13200	-	22000	(24000)	5544	(6048)	6.45	(7.03)	2200	(2285)	9.96	(10.35)
	010 + 010 + 010	7300	7300	7300	21900	(24000)	5519	(6048)	6.42	(7.03)	2200	(2285)	9.96	(10.35)
	010 + 010 + 015	6600	6600	8800	22000	(24000)	5544	(6048)	6.45	(7.03)	2200	(2285)	9.96	(10.35)
	010 + 010 + 020	5500	5500	11000	22000	(24000)	5544	(6048)	6.45	(7.03)	2200	(2285)	9.96	(10.35)
	010 + 015 + 015	6020	7990	7990	22000	(24000)	5544	(6048)	6.45	(7.03)	2200	(2285)	9.96	(10.35)
	010 + 015 + 020	5080	6750	10170	22000	(24000)	5544	(6048)	6.45	(7.03)	2200	(2285)	9.96	(10.35)
015 + 015 + 015	7350	7350	7350	22050	(24000)	5557	(6048)	6.46	(7.03)	2200	(2285)	9.96	(10.35)	
HEATING	010	11000	-	-	11000	(12000)	2772	(3024)	3.22	(3.52)	985	(1143)	4.46	(5.18)
	015	13000	-	-	13000	(15000)	3276	(3780)	3.81	(4.40)	1165	(1428)	5.27	(6.47)
	020	20000	-	-	20000	(22000)	5040	(5544)	5.86	(6.45)	1792	(2095)	8.11	(9.49)
	010 + 010	11000	11000	-	22000	(23000)	5544	(5796)	6.45	(6.74)	1971	(2190)	8.93	(9.92)
	010 + 015	11000	13000	-	24000	(26000)	6048	(6552)	7.03	(7.62)	2150	(2476)	9.74	(11.21)
	010 + 020	8000	16000	-	24000	(26000)	6048	(6552)	7.03	(7.62)	2150	(2476)	9.74	(11.21)
	015 + 015	12000	12000	-	24000	(26000)	6048	(6552)	7.03	(7.62)	2150	(2476)	9.74	(11.21)
	015 + 020	9600	14400	-	24000	(26000)	6048	(6552)	7.03	(7.62)	2150	(2476)	9.74	(11.21)
	010 + 010 + 010	8000	8000	8000	24000	(26000)	6048	(6552)	7.03	(7.62)	2150	(2476)	9.74	(11.21)
	010 + 010 + 015	7200	7200	9600	24000	(26000)	6048	(6552)	7.03	(7.62)	2150	(2476)	9.74	(11.21)
	010 + 010 + 020	6000	6000	12000	24000	(26000)	6048	(6552)	7.03	(7.62)	2150	(2476)	9.74	(11.21)
	010 + 015 + 015	6520	8740	8740	24000	(26000)	6048	(6552)	7.03	(7.62)	2150	(2476)	9.74	(11.21)
	010 + 015 + 020	4580	6100	13320	24000	(26000)	6048	(6552)	7.03	(7.62)	2150	(2476)	9.74	(11.21)
015 + 015 + 015	8000	8000	8000	24000	(26000)	6048	(6552)	7.03	(7.62)	2150	(2476)	9.74	(11.21)	

- 1) ALL SPECIFICATIONS ARE SUBJECTED TO CHANGE BY THE MANUFACTURER WITHOUT PRIOR NOTICE.
- 2) ALL UNITS ARE BEING TESTED AND COMPLY TO ISO 5151.
- 3) NOMINAL COOLING AND HEATING CAPACITY ARE BASED ON THE CONDITIONS BELOW :
  - a) COOLING - 27°C DB / 19°C WB INDOOR AND 35°C DB / 24°C WB OUTDOOR
  - b) HEATING - 20°C DB INDOOR AND 7°C DB / 6°C WB OUTDOOR

SPECIFICATIONS FOR M5MSX025A/AR WITH M5CCX-C/CR

CONDITION	INDOOR OPERATING UNIT (5CCX-C/CR)	NOMINAL COOLING CAPACITY									INPUT POWER (W)		RUNNING CURRENT (A)	
		INDIVIDUAL INDOOR			TOTAL									
		A	B	C	BTU/h		kcal/h		KW		RATED	(MAX)	RATED	(MAX)
		RATED	RATED	RATED	RATED	(MAX)	RATED	(MAX)	RATED	(MAX)				
COOLING	010	9000	-	-	9000	(10000)	2268	(2520)	2.64	(2.93)	867	(952)	3.93	(4.31)
	015	12000	-	-	12000	(13000)	3024	(3276)	3.52	(3.81)	1156	(1238)	5.24	(5.61)
	020	18000	-	-	18000	(20000)	4536	(5040)	5.28	(5.86)	1735	(1904)	7.86	(8.62)
	010 + 010	9000	9000	-	18000	(20000)	4536	(5040)	5.28	(5.86)	1735	(1904)	7.86	(8.62)
	010 + 015	9000	12000	-	21000	(23000)	5292	(5796)	6.15	(6.74)	2024	(2190)	9.17	(9.92)
	010 + 020	7400	14600	-	22000	(24000)	5544	(6048)	6.45	(7.03)	2120	(2285)	9.60	(10.35)
	015 + 015	11000	11000	-	22000	(24000)	5544	(6048)	6.45	(7.03)	2120	(2285)	9.60	(10.35)
	015 + 020	8800	13200	-	22000	(24000)	5544	(6048)	6.45	(7.03)	2120	(2285)	9.60	(10.35)
	010 + 010 + 010	7300	7300	7300	21900	(24000)	5519	(6048)	6.42	(7.03)	2120	(2285)	9.60	(10.35)
	010 + 010 + 015	6600	6600	8800	22000	(24000)	5544	(6048)	6.45	(7.03)	2120	(2285)	9.60	(10.35)
	010 + 010 + 020	5500	5500	11000	22000	(24000)	5544	(6048)	6.45	(7.03)	2120	(2285)	9.60	(10.35)
	010 + 015 + 015	6020	7990	7990	22000	(24000)	5544	(6048)	6.45	(7.03)	2120	(2285)	9.60	(10.35)
	010 + 015 + 020	5080	6750	10170	22000	(24000)	5544	(6048)	6.45	(7.03)	2120	(2285)	9.60	(10.35)
015 + 015 + 015	7350	7350	7350	22050	(24000)	5557	(6048)	6.46	(7.03)	2120	(2285)	9.60	(10.35)	
HEATING	010	11000	-	-	11000	(12000)	2772	(3024)	3.22	(3.52)	935	(1143)	4.23	(5.18)
	015	13000	-	-	13000	(15000)	3276	(3780)	3.81	(4.40)	1105	(1428)	5.00	(6.47)
	020	20000	-	-	20000	(22000)	5040	(5544)	5.86	(6.45)	1700	(2095)	7.70	(9.49)
	010 + 010	11000	11000	-	22000	(23000)	5544	(5796)	6.45	(6.74)	1870	(2190)	8.47	(9.92)
	010 + 015	11000	13000	-	24000	(26000)	6048	(6552)	7.03	(7.62)	2040	(2476)	9.24	(11.21)
	010 + 020	8000	16000	-	24000	(26000)	6048	(6552)	7.03	(7.62)	2040	(2476)	9.24	(11.21)
	015 + 015	12000	12000	-	24000	(26000)	6048	(6552)	7.03	(7.62)	2040	(2476)	9.24	(11.21)
	015 + 020	9600	14400	-	24000	(26000)	6048	(6552)	7.03	(7.62)	2040	(2476)	9.24	(11.21)
	010 + 010 + 010	8000	8000	8000	24000	(26000)	6048	(6552)	7.03	(7.62)	2040	(2476)	9.24	(11.21)
	010 + 010 + 015	7200	7200	9600	24000	(26000)	6048	(6552)	7.03	(7.62)	2040	(2476)	9.24	(11.21)
	010 + 010 + 020	6000	6000	12000	24000	(26000)	6048	(6552)	7.03	(7.62)	2040	(2476)	9.24	(11.21)
	010 + 015 + 015	6520	8740	8740	24000	(26000)	6048	(6552)	7.03	(7.62)	2040	(2476)	9.24	(11.21)
	010 + 015 + 020	4580	6100	13320	24000	(26000)	6048	(6552)	7.03	(7.62)	2040	(2476)	9.24	(11.21)
015 + 015 + 015	8000	8000	8000	24000	(26000)	6048	(6552)	7.03	(7.62)	2040	(2476)	9.24	(11.21)	

- 1) ALL SPECIFICATIONS ARE SUBJECTED TO CHANGE BY THE MANUFACTURER WITHOUT PRIOR NOTICE.
- 2) ALL UNITS ARE BEING TESTED AND COMPLY TO ISO 5151.
- 3) NOMINAL COOLING AND HEATING CAPACITY ARE BASED ON THE CONDITIONS BELOW :
  - a) COOLING - 27°C DB / 19°C WB INDOOR AND 35°C DB / 24°C WB OUTDOOR
  - b) HEATING - 20°C DB INDOOR AND 7°C DB / 6°C WB OUTDOOR

SPECIFICATIONS FOR M5MSX030A/AR WITH M5WMX-G/GR

CONDITION	INDOOR OPERATING UNIT (5WMX-G/GR)	NOMINAL COOLING CAPACITY						INPUT POWER (W)		RUNNING CURRENT (A)	
		INDIVIDUAL INDOOR				TOTAL					
		A RATED	B RATED	C RATED	C RATED	BTU/h RATED (MAX)	kcal/h RATED (MAX)	KW RATED (MAX)	RATED (MAX)	RATED (MAX)	RATED (MAX)
COOLING	010	9500	-	-	-	9500 (10800)	2394 (2722)	2.78 (3.17)	860 (1065)	3.90 (4.82)	
	015	12000	-	-	-	12000 (14400)	3024 (3629)	3.52 (4.22)	1086 (1420)	4.92 (6.43)	
	020	18000	-	-	-	18000 (18500)	4536 (4662)	5.28 (5.42)	1630 (1824)	7.38 (8.26)	
	010 + 010	9000	9000	-	-	18000 (20000)	4536 (5040)	5.28 (5.86)	1630 (1972)	7.38 (8.93)	
	010 + 015	9000	12000	-	-	21000 (23000)	5292 (5796)	6.15 (6.74)	1901 (2268)	8.61 (10.27)	
	010 + 020	8300	12500	-	-	20800 (24000)	5242 (6048)	6.10 (7.03)	1883 (2367)	8.53 (10.72)	
	015 + 015	10500	10500	-	-	21000 (24000)	5292 (6048)	6.15 (7.03)	1901 (2367)	8.61 (10.72)	
	015 + 020	9300	11700	-	-	21000 (24000)	5292 (6048)	6.15 (7.03)	1901 (2367)	8.61 (10.72)	
	010 + 010 + 010	7830	7830	7830	-	23490 (29000)	5919 (7308)	6.88 (8.50)	2127 (2860)	9.63 (12.95)	
	010 + 010 + 015	7500	7500	8500	-	23500 (29000)	5922 (7308)	6.89 (8.50)	2128 (2860)	9.64 (12.95)	
	010 + 010 + 020	7150	7150	10200	-	24500 (29000)	6174 (7308)	7.18 (8.50)	2218 (2860)	10.05 (12.95)	
	010 + 015 + 015	7500	8500	8500	-	24500 (29000)	6174 (7308)	7.18 (8.50)	2218 (2860)	10.05 (12.95)	
	010 + 015 + 020	6600	8500	9400	-	24500 (29000)	6174 (7308)	7.18 (8.50)	2218 (2860)	10.05 (12.95)	
	015 + 015 + 015	8166	8166	8166	-	24498 (29000)	6173 (7308)	7.18 (8.50)	2218 (2860)	10.05 (12.95)	
	010 + 010 + 010 + 010	6500	6500	6500	6500	26000 (29000)	6552 (7308)	7.62 (8.50)	2354 (2860)	10.66 (12.95)	
	010 + 010 + 010 + 015	6000	6000	6000	8000	26000 (29000)	6552 (7308)	7.62 (8.50)	2354 (2860)	10.66 (12.95)	
	010 + 010 + 010 + 020	5100	5100	5100	10700	26000 (29000)	6552 (7308)	7.62 (8.50)	2354 (2860)	10.66 (12.95)	
	010 + 010 + 015 + 015	5300	5300	7700	7700	26000 (29000)	6552 (7308)	7.62 (8.50)	2354 (2860)	10.66 (12.95)	
	010 + 010 + 015 + 020	5000	5000	6700	9300	26000 (29000)	6552 (7308)	7.62 (8.50)	2354 (2860)	10.66 (12.95)	
	010 + 015 + 015 + 015	5000	7000	7000	7000	26000 (29000)	6552 (7308)	7.62 (8.50)	2354 (2860)	10.66 (12.95)	
015 + 015 + 015 + 015	6500	6500	6500	6500	26000 (29000)	6552 (7308)	7.62 (8.50)	2354 (2860)	10.66 (12.95)		
HEATING	010	11000	-	-	-	11000 (13200)	2772 (3326)	3.22 (3.87)	1097 (1258)	4.97 (5.70)	
	015	14000	-	-	-	14000 (16800)	3528 (4234)	4.10 (4.92)	1396 (1601)	6.32 (7.25)	
	020	20000	-	-	-	20000 (22800)	5040 (5746)	5.86 (6.68)	1994 (2173)	9.03 (9.84)	
	010 + 010	11000	11000	-	-	22000 (23000)	5544 (5796)	6.45 (6.74)	2194 (2192)	9.94 (9.93)	
	010 + 015	11000	13000	-	-	24000 (26000)	6048 (6552)	7.03 (7.62)	2393 (2478)	10.84 (11.22)	
	010 + 020	9500	15000	-	-	24500 (32000)	6174 (8064)	7.18 (9.38)	2443 (3050)	11.06 (13.81)	
	015 + 015	12250	12250	-	-	24500 (28000)	6174 (7056)	7.18 (8.21)	2443 (2669)	11.06 (12.09)	
	015 + 020	10500	14000	-	-	24500 (32000)	6174 (8064)	7.18 (9.38)	2443 (3050)	11.06 (13.81)	
	010 + 010 + 010	8500	8500	8500	-	25500 (32000)	6426 (8064)	7.47 (9.38)	2443 (3050)	11.06 (13.81)	
	010 + 010 + 015	8000	8000	9500	-	25500 (32000)	6426 (8064)	7.47 (9.38)	2443 (3050)	11.06 (13.81)	
	010 + 010 + 020	6500	6500	12500	-	25500 (32000)	6426 (8064)	7.47 (9.38)	2443 (3050)	11.06 (13.81)	
	010 + 015 + 015	7000	9250	9250	-	25500 (32000)	6426 (8064)	7.47 (9.38)	2443 (3050)	11.06 (13.81)	
	010 + 015 + 020	6000	8000	11500	-	25500 (32000)	6426 (8064)	7.47 (9.38)	2443 (3050)	11.06 (13.81)	
	015 + 015 + 015	8500	8500	8500	-	25500 (32000)	6426 (8064)	7.47 (9.38)	2443 (3050)	11.06 (13.81)	
	010 + 010 + 010 + 010	7000	7000	7000	7000	28000 (32000)	7056 (8064)	8.21 (9.38)	2443 (3050)	11.06 (13.81)	
	010 + 010 + 010 + 015	6500	6500	6500	8500	28000 (32000)	7056 (8064)	8.21 (9.38)	2443 (3050)	11.06 (13.81)	
	010 + 010 + 010 + 020	5600	5600	5600	11200	28000 (32000)	7056 (8064)	8.21 (9.38)	2443 (3050)	11.06 (13.81)	
	010 + 010 + 015 + 015	5500	5500	8500	8500	28000 (32000)	7056 (8064)	8.21 (9.38)	2443 (3050)	11.06 (13.81)	
	010 + 010 + 015 + 020	5400	5400	6200	11000	28000 (32000)	7056 (8064)	8.21 (9.38)	2443 (3050)	11.06 (13.81)	
	010 + 015 + 015 + 015	6025	7325	7325	7325	28000 (32000)	7056 (8064)	8.21 (9.38)	2443 (3050)	11.06 (13.81)	
015 + 015 + 015 + 015	7000	7000	7000	7000	28000 (32000)	7056 (8064)	8.21 (9.38)	2443 (3050)	11.06 (13.81)		

SPECIFICATIONS FOR M5MSX030A/AR WITH M5CKX-C/CR

CONDITION	INDOOR OPERATING UNIT (5CKX-C/CR)	NOMINAL COOLING CAPACITY						INPUT POWER (W)		RUNNING CURRENT (A)	
		INDIVIDUAL INDOOR				TOTAL					
		A RATED	B RATED	C RATED	C RATED	BTU/h RATED (MAX)	kcal/h RATED (MAX)	KW RATED (MAX)	RATED (MAX)	RATED (MAX)	RATED (MAX)
COOLING	010	9500	-	-	-	9500 (10800)	2394 (2722)	2.78 (3.17)	860 (1065)	3.90 (4.82)	
	015	12000	-	-	-	12000 (14400)	3024 (3629)	3.52 (4.22)	1086 (1420)	4.92 (6.43)	
	020	18000	-	-	-	18000 (18500)	4536 (4662)	5.28 (5.42)	1630 (1824)	7.38 (8.26)	
	010 + 010	9000	9000	-	-	18000 (20000)	4536 (5040)	5.28 (5.86)	1630 (1972)	7.38 (8.93)	
	010 + 015	9000	12000	-	-	21000 (23000)	5292 (5796)	6.15 (6.74)	1901 (2268)	8.61 (10.27)	
	010 + 020	8300	12500	-	-	20800 (24000)	5242 (6048)	6.10 (7.03)	1883 (2367)	8.53 (10.72)	
	015 + 015	10500	10500	-	-	21000 (24000)	5292 (6048)	6.15 (7.03)	1901 (2367)	8.61 (10.72)	
	015 + 020	9300	11700	-	-	21000 (24000)	5292 (6048)	6.15 (7.03)	1901 (2367)	8.61 (10.72)	
	010 + 010 + 010	7830	7830	7830	-	23490 (29000)	5919 (7308)	6.88 (8.50)	2127 (2860)	9.63 (12.95)	
	010 + 010 + 015	7500	7500	8500	-	23500 (29000)	5922 (7308)	6.89 (8.50)	2128 (2860)	9.64 (12.95)	
	010 + 010 + 020	7150	7150	10200	-	24500 (29000)	6174 (7308)	7.18 (8.50)	2218 (2860)	10.05 (12.95)	
	010 + 015 + 015	7500	8500	8500	-	24500 (29000)	6174 (7308)	7.18 (8.50)	2218 (2860)	10.05 (12.95)	
	010 + 015 + 020	6600	8500	9400	-	24500 (29000)	6174 (7308)	7.18 (8.50)	2218 (2860)	10.05 (12.95)	
	015 + 015 + 015	8166	8166	8166	-	24498 (29000)	6173 (7308)	7.18 (8.50)	2218 (2860)	10.05 (12.95)	
	010 + 010 + 010 + 010	6500	6500	6500	6500	26000 (29000)	6552 (7308)	7.62 (8.50)	2354 (2860)	12.45 (12.95)	
	010 + 010 + 010 + 015	6000	6000	6000	8000	26000 (29000)	6552 (7308)	7.62 (8.50)	2354 (2860)	12.45 (12.95)	
	010 + 010 + 010 + 020	5100	5100	5100	10700	26000 (29000)	6552 (7308)	7.62 (8.50)	2354 (2860)	12.45 (12.95)	
	010 + 010 + 015 + 015	5300	5300	7700	7700	26000 (29000)	6552 (7308)	7.62 (8.50)	2354 (2860)	12.45 (12.95)	
	010 + 010 + 015 + 020	5000	5000	6700	9300	26000 (29000)	6552 (7308)	7.62 (8.50)	2354 (2860)	12.45 (12.95)	
	010 + 015 + 015 + 015	5000	7000	7000	7000	26000 (29000)	6552 (7308)	7.62 (8.50)	2354 (2860)	12.45 (12.95)	
015 + 015 + 015 + 015	6500	6500	6500	6500	26000 (29000)	6552 (7308)	7.62 (8.50)	2354 (2860)	12.45 (12.95)		
HEATING	010	11000	-	-	-	11000 (13200)	2772 (3326)	3.22 (3.87)	1097 (1258)	4.97 (5.70)	
	015	14000	-	-	-	14000 (16800)	3528 (4234)	4.10 (4.92)	1396 (1601)	6.32 (7.25)	
	020	20000	-	-	-	20000 (22800)	5040 (5746)	5.86 (6.68)	1994 (2173)	9.03 (9.84)	
	010 + 010	11000	11000	-	-	22000 (23000)	5544 (5796)	6.45 (6.74)	2194 (2192)	9.94 (9.93)	
	010 + 015	11000	13000	-	-	24000 (26000)	6048 (6552)	7.03 (7.62)	2393 (2478)	10.84 (11.22)	
	010 + 020	9500	15000	-	-	24500 (32000)	6174 (8064)	7.18 (9.38)	2443 (3050)	11.06 (13.81)	
	015 + 015	12250	12250	-	-	24500 (28000)	6174 (7056)	7.18 (8.21)	2443 (2669)	11.06 (12.09)	
	015 + 020	10500	14000	-	-	24500 (32000)	6174 (8064)	7.18 (9.38)	2443 (3050)	11.06 (13.81)	
	010 + 010 + 010	8500	8500	8500	-	25500 (32000)	6426 (8064)	7.47 (9.38)	2443 (3050)	11.06 (13.81)	
	010 + 010 + 015	8000	8000	9500	-	25500 (32000)	6426 (8064)	7.47 (9.38)	2443 (3050)	11.06 (13.81)	
	010 + 010 + 020	6500	6500	12500	-	25500 (32000)	6426 (8064)	7.47 (9.38)	2443 (3050)	11.06 (13.81)	
	010 + 015 + 015	7000	9250	9250	-	25500 (32000)	6426 (8064)	7.47 (9.38)	2443 (3050)	11.06 (13.81)	
	010 + 015 + 020	6000	8000	11500	-	25500 (32000)	6426 (8064)	7.47 (9.38)	2443 (3050)	11.06 (13.81)	
	015 + 015 + 015	8500	8500	8500	-	25500 (32000)	6426 (8064)	7.47 (9.38)	2443 (3050)	11.06 (13.81)	
	010 + 010 + 010 + 010	7000	7000	7000	7000	28000 (32000)	7056 (8064)	8.21 (9.38)	2443 (3050)	11.96 (13.81)	
	010 + 010 + 010 + 015	6500	6500	6500	8500	28000 (32000)	7056 (8064)	8.21 (9.38)	2443 (3050)	11.96 (13.81)	
	010 + 010 + 010 + 020	5600	5600	5600	11200	28000 (32000)	7056 (8064)	8.21 (9.38)	2443 (3050)	11.96 (13.81)	
	010 + 010 + 015 + 015	5500	5500	8500	8500	28000 (32000)	7056 (8064)	8.21 (9.38)	2443 (3050)	11.96 (13.81)	
	010 + 010 + 015 + 020	5400	5400	6200	11000	28000 (32000)	7056 (8064)	8.21 (9.38)	2443 (3050)	11.96 (13.81)	
	010 + 015 + 015 + 015	6025	7325	7325	7325	28000 (32000)	7056 (8064)	8.21 (9.38)	2443 (3050)	11.96 (13.81)	
015 + 015 + 015 + 015	7000	7000	7000	7000	28000 (32000)	7056 (8064)	8.21 (9.38)	2443 (3050)	11.96 (13.81)		

- 1) ALL SPECIFICATIONS ARE SUBJECTED TO CHANGE BY THE MANUFACTURER WITHOUT PRIOR NOTICE.
- 2) ALL UNITS ARE BEING TESTED AND COMPLY TO ISO 5151.
- 3) NOMINAL COOLING AND HEATING CAPACITY ARE BASED ON THE CONDITIONS BELOW:
  - a) COOLING - 27°C DB / 19°C WB INDOOR AND 35°C DB / 24°C WB OUTDOOR
  - b) HEATING - 20°C DB INDOOR AND 7°C DB / 6°C WB OUTDOOR

SPECIFICATIONS FOR M5MSX030A/AR WITH M5CCX-C/CR

CONDITION	INDOOR OPERATING UNIT (5CCX-C/CR)	NOMINAL COOLING CAPACITY										INPUT POWER (W)		RUNNING CURRENT (A)	
		INDIVIDUAL INDOOR				TOTAL									
		A	B	C	C	BTU/h		kcal/h		KW		RATED	(MAX)	RATED	(MAX)
		RATED	RATED	RATED	RATED	RATED	(MAX)	RATED	(MAX)	RATED	(MAX)				
COOLING	010	9500	-	-	-	9500	(10800)	2394	(2722)	2.78	(3.17)	860	(1065)	3.90	(4.82)
	015	12000	-	-	-	12000	(14400)	3024	(3629)	3.52	(4.22)	1086	(1420)	4.92	(6.43)
	020	18000	-	-	-	18000	(18500)	4536	(4662)	5.28	(5.42)	1630	(1824)	7.38	(8.26)
	010 + 010	9000	9000	-	-	18000	(20000)	4536	(5040)	5.28	(5.86)	1630	(1972)	7.38	(8.93)
	010 + 015	9000	12000	-	-	21000	(23000)	5292	(5796)	6.15	(6.74)	1901	(2268)	8.61	(10.27)
	010 + 020	8300	12500	-	-	20800	(24000)	5242	(6048)	6.10	(7.03)	1883	(2367)	8.53	(10.72)
	015 + 015	10500	10500	-	-	21000	(24000)	5292	(6048)	6.15	(7.03)	1901	(2367)	8.61	(10.72)
	015 + 020	9300	11700	-	-	21000	(24000)	5292	(6048)	6.15	(7.03)	1901	(2367)	8.61	(10.72)
	010 + 010 + 010	7830	7830	7830	-	23490	(29000)	5919	(7308)	6.88	(8.50)	2127	(2860)	9.63	(12.95)
	010 + 010 + 015	7500	7500	8500	-	23500	(29000)	5922	(7308)	6.89	(8.50)	2128	(2860)	9.64	(12.95)
	010 + 010 + 020	7150	7150	10200	-	24500	(29000)	6174	(7308)	7.18	(8.50)	2218	(2860)	10.05	(12.95)
	010 + 015 + 015	7500	8500	8500	-	24500	(29000)	6174	(7308)	7.18	(8.50)	2218	(2860)	10.05	(12.95)
	010 + 015 + 020	6600	8500	9400	-	24500	(29000)	6174	(7308)	7.18	(8.50)	2218	(2860)	10.05	(12.95)
	015 + 015 + 015	8166	8166	8166	-	24498	(29000)	6173	(7308)	7.18	(8.50)	2218	(2860)	10.05	(12.95)
	010 + 010 + 010 + 010	6500	6500	6500	6500	26000	(29000)	6552	(7308)	7.62	(8.50)	2670	(2860)	12.09	(12.95)
	010 + 010 + 010 + 015	6000	6000	6000	8000	26000	(29000)	6552	(7308)	7.62	(8.50)	2670	(2860)	12.09	(12.95)
	010 + 010 + 010 + 020	5100	5100	5100	10700	26000	(29000)	6552	(7308)	7.62	(8.50)	2670	(2860)	12.09	(12.95)
	010 + 010 + 015 + 015	5300	5300	7700	7700	26000	(29000)	6552	(7308)	7.62	(8.50)	2670	(2860)	12.09	(12.95)
	010 + 010 + 015 + 020	5000	5000	6700	9300	26000	(29000)	6552	(7308)	7.62	(8.50)	2670	(2860)	12.09	(12.95)
	010 + 015 + 015 + 015	5000	7000	7000	7000	26000	(29000)	6552	(7308)	7.62	(8.50)	2670	(2860)	12.09	(12.95)
015 + 015 + 015 + 015	6500	6500	6500	6500	26000	(29000)	6552	(7308)	7.62	(8.50)	2670	(2860)	12.09	(12.95)	
HEATING	010	11000	-	-	-	11000	(13200)	2772	(3326)	3.22	(3.87)	1097	(1258)	4.97	(5.70)
	015	14000	-	-	-	14000	(16800)	3528	(4234)	4.10	(4.92)	1396	(1601)	6.32	(7.25)
	020	20000	-	-	-	20000	(22800)	5040	(5746)	5.86	(6.68)	1994	(2173)	9.03	(9.84)
	010 + 010	11000	11000	-	-	22000	(23000)	5544	(5796)	6.45	(6.74)	2194	(2192)	9.94	(9.93)
	010 + 015	11000	13000	-	-	24000	(26000)	6048	(6552)	7.03	(7.62)	2393	(2478)	10.84	(11.22)
	010 + 020	9500	15000	-	-	24500	(32000)	6174	(8064)	7.18	(9.38)	2443	(3050)	11.06	(13.81)
	015 + 015	12250	12250	-	-	24500	(28000)	6174	(7056)	7.18	(8.21)	2443	(2669)	11.06	(12.09)
	015 + 020	10500	14000	-	-	24500	(32000)	6174	(8064)	7.18	(9.38)	2443	(3050)	11.06	(13.81)
	010 + 010 + 010	8500	8500	8500	-	25500	(32000)	6426	(8064)	7.47	(9.38)	2443	(3050)	11.06	(13.81)
	010 + 010 + 015	8000	8000	9500	-	25500	(32000)	6426	(8064)	7.47	(9.38)	2443	(3050)	11.06	(13.81)
	010 + 010 + 020	6500	6500	12500	-	25500	(32000)	6426	(8064)	7.47	(9.38)	2443	(3050)	11.06	(13.81)
	010 + 015 + 015	7000	9250	9250	-	25500	(32000)	6426	(8064)	7.47	(9.38)	2443	(3050)	11.06	(13.81)
	010 + 015 + 020	6000	8000	11500	-	25500	(32000)	6426	(8064)	7.47	(9.38)	2443	(3050)	11.06	(13.81)
	015 + 015 + 015	8500	8500	8500	-	25500	(32000)	6426	(8064)	7.47	(9.38)	2443	(3050)	11.06	(13.81)
	010 + 010 + 010 + 010	7000	7000	7000	7000	28000	(32000)	7056	(8064)	8.21	(9.38)	2530	(3050)	11.46	(13.81)
	010 + 010 + 010 + 015	6500	6500	6500	8500	28000	(32000)	7056	(8064)	8.21	(9.38)	2530	(3050)	11.46	(13.81)
	010 + 010 + 010 + 020	5600	5600	5600	11200	28000	(32000)	7056	(8064)	8.21	(9.38)	2530	(3050)	11.46	(13.81)
	010 + 010 + 015 + 015	5500	5500	8500	8500	28000	(32000)	7056	(8064)	8.21	(9.38)	2530	(3050)	11.46	(13.81)
	010 + 010 + 015 + 020	5400	5400	6200	11000	28000	(32000)	7056	(8064)	8.21	(9.38)	2530	(3050)	11.46	(13.81)
	010 + 015 + 015 + 015	6025	7325	7325	7325	28000	(32000)	7056	(8064)	8.21	(9.38)	2530	(3050)	11.46	(13.81)
015 + 015 + 015 + 015	7000	7000	7000	7000	28000	(32000)	7056	(8064)	8.21	(9.38)	2530	(3050)	11.46	(13.81)	

1) ALL SPECIFICATIONS ARE SUBJECTED TO CHANGE BY THE MANUFACTURER WITHOUT PRIOR NOTICE.

2) ALL UNITS ARE BEING TESTED AND COMPLY TO ISO 5151.

3) NOMINAL COOLING AND HEATING CAPACITY ARE BASED ON THE CONDITIONS BELOW :

a) COOLING - 27°C DB / 19°C WB INDOOR AND 35°C DB / 24°C WB OUTDOOR

b) HEATING - 20°C DB INDOOR AND 7°C DB / 6°C WB OUTDOOR

SPECIFICATIONS FOR MMSV035A WITH MWMX-G

	INDOOR OPERATING UNIT (WMX)	NOMINAL COOLING CAPACITY								INPUT POWER (W)		RUNNING CURRENT (A)		EER			
		INDIVIDUAL INDOOR				TOTAL											
		A	B	C	D	BTU/h		kcal/h		KW		RATED	(MAX)	RATED	(MAX)		
CURRENT LIMITATION AT 23A	010G	9500	-	-	-	9500	(10500)	2394	(2646)	2.78	(3.08)	890	(1030)	4.58	(5.13)	10.69	(10.23)
	015G	13000	-	-	-	13000	(14000)	3276	(3528)	3.81	(4.10)	1170	(1340)	5.76	(6.67)	11.12	(10.49)
	020G	18000	-	-	-	18000	(20500)	4536	(5166)	5.28	(6.01)	1830	(2200)	8.73	(10.51)	9.85	(9.32)
	025G	22000	-	-	-	22000	(24300)	5544	(6123)	6.45	(7.12)	2630	(3040)	8.73	(10.51)	8.35	(8.00)
	010G + 010G	9000	9000	-	-	18000	(20000)	4536	(5040)	5.28	(5.86)	1550	(1820)	7.49	(8.90)	11.61	(10.98)
	010G + 015G	9000	12000	-	-	21000	(24000)	5292	(6048)	6.15	(7.03)	1930	(2200)	9.32	(10.74)	10.88	(10.92)
	010G + 020G	9000	18000	-	-	27000	(29500)	6804	(7434)	7.91	(8.65)	2740	(3330)	13.24	(16.24)	9.86	(8.87)
	010G + 025G	9000	22000	-	-	31000	(34500)	7812	(8694)	9.09	(10.11)	3520	(4070)	17.00	(19.87)	8.80	(8.48)
	015G + 015G	12000	12000	-	-	24000	(29000)	6048	(7308)	7.03	(8.50)	2420	(3060)	11.69	(14.93)	9.91	(9.49)
	015G + 020G	12000	17000	-	-	29000	(34000)	7308	(8568)	8.50	(9.96)	3290	(3750)	15.89	(18.32)	8.82	(9.07)
	015G + 025G	12000	21000	-	-	33000	(36500)	8316	(9198)	9.67	(10.70)	3750	(4330)	18.12	(21.16)	8.80	(8.43)
	010G + 010G + 010G	9000	9000	9000	-	27000	(34000)	6804	(8568)	7.91	(9.96)	2430	(3750)	11.74	(18.32)	11.13	(9.07)
	010G + 010G + 015G	9000	9000	12000	-	30000	(34000)	7560	(8568)	8.79	(9.96)	2790	(3750)	13.48	(18.32)	10.75	(9.07)
	010G + 010G + 020G	8750	8750	17500	-	35000	(36000)	8820	(9072)	10.26	(10.55)	3600	(4390)	17.39	(21.45)	9.71	(8.20)
	010G + 010G + 025G	8750	8750	18200	-	35700	(38000)	8996	(9576)	10.46	(11.14)	3750	(4330)	18.12	(21.16)	9.52	(8.77)
	010G + 015G + 015G	9500	12750	12750	-	35000	(36000)	8820	(9072)	10.26	(10.55)	3600	(4390)	17.39	(21.45)	9.71	(8.20)
	010G + 015G + 020G	8250	10250	16500	-	35000	(37000)	8820	(9324)	10.26	(10.84)	3670	(4590)	18.35	(23.25)	9.53	(8.06)
	010G + 015G + 025G	8250	10250	17200	-	35700	(38000)	8996	(9576)	10.46	(11.14)	3750	(4330)	18.67	(23.25)	9.52	(8.77)
	015G + 015G + 015G	11667	11667	11667	-	35000	(37000)	8820	(9324)	10.26	(10.84)	3670	(4590)	18.35	(23.25)	9.53	(8.06)
	010G + 010G + 010G + 010G	8750	8750	8750	8750	35000	(38000)	8820	(9576)	10.26	(11.14)	3670	(4590)	18.35	(23.25)	9.53	(8.27)
010G + 010G + 010G + 015G	8250	8250	8250	10250	35000	(38000)	8820	(9576)	10.26	(11.14)	3670	(4590)	18.35	(23.25)	9.53	(8.27)	
010G + 010G + 010G + 020G	7600	7600	7600	12900	35700	(38000)	8996	(9576)	10.46	(11.14)	3750	(4590)	18.67	(23.25)	9.53	(8.27)	
010G + 010G + 015G + 015G	7600	7600	10250	10250	35700	(38000)	8996	(9576)	10.46	(11.14)	3750	(4590)	18.67	(23.25)	9.53	(8.27)	
010G + 010G + 015G + 020G	7150	7150	9200	12200	35700	(38000)	8996	(9576)	10.46	(11.14)	3750	(4590)	18.67	(23.25)	9.53	(8.27)	
010G + 015G + 015G + 015G	7350	9450	9450	9450	35700	(38000)	8996	(9576)	10.46	(11.14)	3750	(4590)	18.67	(23.25)	9.53	(8.27)	
015G + 015G + 015G + 015G	9000	9000	9000	9000	36000	(38000)	9072	(9576)	10.55	(11.14)	3760	(4600)	18.79	(23.27)	9.58	(8.26)	
CURRENT LIMITATION AT 17A	010G	9500	-	-	-	9500	(10500)	2394	(2646)	2.78	(3.08)	890	(1030)	4.58	(5.13)	10.69	(10.23)
	015G	13000	-	-	-	13000	(14000)	3276	(3528)	3.81	(4.10)	1170	(1340)	5.76	(6.67)	11.12	(10.49)
	020G	18000	-	-	-	18000	(20500)	4536	(5166)	5.28	(6.01)	1830	(2200)	8.73	(10.51)	9.85	(9.32)
	025G	22000	-	-	-	22000	(24300)	5544	(6123)	6.45	(7.12)	2630	(3040)	8.73	(10.51)	8.35	(8.00)
	010G + 010G	9000	9000	-	-	18000	(20000)	4536	(5040)	5.28	(5.86)	1550	(1820)	7.49	(8.90)	11.61	(10.98)
	010G + 015G	9000	12000	-	-	21000	(24000)	5292	(6048)	6.15	(7.03)	1930	(2200)	9.32	(10.74)	10.88	(10.92)
	010G + 020G	9000	18000	-	-	27000	(29500)	6804	(7434)	7.91	(8.65)	2740	(3330)	13.24	(16.24)	9.86	(8.87)
	015G + 015G	12000	12000	-	-	24000	(29000)	6048	(7308)	7.03	(8.50)	2420	(3060)	11.69	(14.93)	9.91	(9.49)
	015G + 020G	12000	17000	-	-	29000	(34000)	7308	(8568)	8.50	(9.96)	3290	(3520)	15.89	(17.00)	8.82	(9.66)
	010G + 010G + 010G	9000	9000	9000	-	27000	(34000)	6804	(8568)	7.91	(9.96)	2430	(3520)	11.74	(17.00)	11.13	(9.66)
	010G + 010G + 015G	9000	9000	12000	-	30000	(34000)	7560	(8568)	8.79	(9.96)	2790	(3520)	13.48	(17.00)	10.75	(9.66)
	010G + 010G + 020G	8500	8500	17000	-	34000	(34000)	8568	(8568)	9.96	(9.96)	3520	(3520)	17.00	(17.00)	9.66	(9.66)
	010G + 015G + 015G	9000	12500	12500	-	34000	(34000)	8568	(8568)	9.96	(9.96)	3520	(3520)	17.00	(17.00)	9.66	(9.66)
	010G + 015G + 020G	8000	10000	16000	-	34000	(34000)	8568	(8568)	9.96	(9.96)	3520	(3520)	17.00	(17.00)	9.66	(9.66)
	015G + 015G + 015G	11333	11333	11333	-	34000	(34000)	8568	(8568)	9.96	(9.96)	3520	(3520)	17.00	(17.00)	9.66	(9.66)
	10G + 10G + 10G + 010G	8500	8500	8500	8500	34000	(34000)	8568	(8568)	9.96	(9.96)	3520	(3520)	17.00	(17.00)	9.66	(9.66)
	010G + 010G + 010G + 015G	8000	8000	8000	10000	34000	(34000)	8568	(8568)	9.96	(9.96)	3520	(3520)	17.00	(17.00)	9.66	(9.66)
	010G + 010G + 010G + 020G	7250	7250	7250	12250	34000	(34000)	8568	(8568)	9.96	(9.96)	3520	(3520)	17.00	(17.00)	9.66	(9.66)
	010G + 010G + 015G + 015G	7000	7000	10000	10000	34000	(34000)	8568	(8568)	9.96	(9.96)	3520	(3520)	17.00	(17.00)	9.66	(9.66)
	010G + 010G + 015G + 20G	6500	6500	9500	11500	34000	(34000)	8568	(8568)	9.96	(9.96)	3520	(3520)	17.00	(17.00)	9.66	(9.66)
010G + 015G + 015G + 015G	6250	9250	9250	9250	34000	(34000)	8568	(8568)	9.96	(9.96)	3520	(3520)	17.00	(17.00)	9.66	(9.66)	
015G + 015G + 015G + 015G	8500	8500	8500	8500	34000	(34000)	8568	(8568)	9.96	(9.96)	3520	(3520)	17.00	(17.00)	9.66	(9.66)	
CURRENT LIMITATION AT 11A	010G	9500	-	-	-	9500	(10500)	2394	(2646)	2.78	(3.08)	890	(1030)	4.58	(5.13)	10.69	(10.23)
	015G	13000	-	-	-	13000	(14000)	3276	(3528)	3.81	(4.10)	1170	(1340)	5.76	(6.67)	11.12	(10.49)
	020G	18000	-	-	-	18000	(20500)	4536	(5166)	5.28	(6.01)	1830	(2200)	8.73	(10.51)	9.85	(9.32)
	010G + 010G	9000	9000	-	-	18000	(20000)	4536	(5040)	5.28	(5.86)	1550	(1820)	7.49	(8.90)	11.61	(10.98)
	010G + 015G	9000	12000	-	-	21000	(23000)	5292	(5796)	6.15	(6.74)	1930	(2330)	9.32	11.00	10.88	(9.88)
	10G + 20G	7500	15500	-	-	23000	(23000)	5796	(5796)	6.74	(6.74)	2330	(2330)	11.00	11.00	9.88	(9.88)
	015G + 015G	11500	11500	-	-	23000	(23000)	5796	(5796)	6.74	(6.74)	2330	(2330)	11.00	11.00	9.88	(9.88)
	015G + 020G	9000	14000	-	-	23000	(23000)	5796	(5796)	6.74	(6.74)	2330	(2330)	11.00	11.00	9.88	(9.88)
	010G + 010G + 010G	7667	7667	7667	-	23000	(23000)	5796	(5796)	6.74	(6.74)	2330	(2330)	11.00	11.00	9.88	(9.88)
	010G + 010G + 015G	7000	7000	9000	-	23000	(23000)	5796	(5796)	6.74	(6.74)	2330	(2330)	11.00	11.00	9.88	(9.88)
	010G + 010G + 020G	6000	6000	11000	-	23000	(23000)	5796	(5796)	6.74	(6.74)	2330	(2330)	11.00	11.00	9.88	(9.88)
	010G + 015G + 015G	6000	8500	8500	-	23000	(23000)	5796	(5796)	6.74	(6.74)	2330	(2330)	11.00	11.00	9.88	(9.88)
	010G + 015G + 020G	5500	7500	10000	-	23000	(23000)	5796	(5796)	6.74	(6.74)	2330	(2330)	11.00	11.00	9.88	(9.88)
	015G + 015G + 015G	7667	7667	7667	-	23000	(23000)	5796	(5796)	6.74	(6.74)	2330	(2330)	11.00	11.00	9.88	(9.88)
	010G + 010G + 010G + 010G	5750	5750	5750	5750	23000	(23000)	5796	(5796)	6.74	(6.74)	2330	(2330)	11.00	11.00	9.88	(9.88)
	010G + 010G + 010G + 015G	5250	5250	5250	7250	23000	(23000)	5796	(5796)	6.74	(6.74)	2330	(2330)	11.00	11.00	9.88	(9.88)
	010G + 010G + 010G + 020G	4750	4750	4750	87												

SPECIFICATIONS FOR MMSV035A WITH MCKX-C & MCKX-A

	INDOOR OPERATING UNIT (CKX)	NOMINAL COOLING CAPACITY										INPUT POWER (W)		RUNNING CURRENT (A)		EER	
		INDIVIDUAL INDOOR				TOTAL											
		A RATED	B RATED	C RATED	D RATED	BTU/h		kcal/h		KW		RATED	(MAX)	RATED	(MAX)	RATED	(MAX)
CURRENT LIMITATION AT 23A	010C	9500	-	-	-	9500	(10500)	2394	(2646)	2.78	(3.08)	950	(1090)	4.58	(5.13)	10.04	(9.61)
	015C	13000	-	-	-	13000	(14000)	3276	(3528)	3.81	(4.10)	1210	(1400)	5.76	(6.67)	10.76	(10.03)
	020C	17000	-	-	-	17000	(20500)	4284	(5166)	4.98	(6.01)	1890	(2180)	8.73	(10.51)	9.00	(9.39)
	020A	18000	-	-	-	18000	(24300)	4536	(6123)	5.28	(7.12)	2720	(3150)	8.73	(10.51)	6.61	(7.70)
	025A	22000	-	-	-	22000	(24300)	5544	(6123)	6.45	(7.12)	2640	(3040)	8.73	(10.51)	8.35	(8.00)
	010C + 010C	9000	9000	-	-	18000	(20000)	4536	(5040)	5.28	(5.86)	1600	(1850)	7.73	(9.05)	11.23	(10.80)
	010C + 015C	9000	12000	-	-	21000	(24000)	5292	(6048)	6.15	(7.03)	2000	(2310)	9.66	(11.26)	10.52	(10.41)
	010C + 020C	9000	18000	-	-	27000	(29500)	6804	(7434)	7.91	(8.65)	2830	(3270)	13.67	(15.97)	9.54	(9.02)
	010C + 025A	9000	22000	-	-	31000	(34500)	7812	(8694)	9.09	(10.11)	3670	(4240)	17.73	(20.71)	8.45	(8.14)
	015C + 015C	12000	12000	-	-	24000	(29000)	6048	(7308)	7.03	(8.50)	2500	(2890)	12.08	(14.13)	9.59	(10.03)
	015C + 020C	12000	17000	-	-	29000	(34000)	7308	(8568)	8.50	(9.96)	3400	(3930)	16.43	(19.19)	8.53	(8.65)
	015C + 025A	12000	21000	-	-	33000	(36500)	8316	(9198)	9.67	(10.70)	3880	(4480)	18.74	(21.88)	8.51	(8.15)
	010C + 010C + 010C	9000	9000	9000	-	27000	(34000)	6804	(8568)	7.91	(9.96)	2510	(2900)	12.13	(14.15)	10.77	(11.74)
	010C + 010C + 015C	9000	9000	12000	-	30000	(34000)	7560	(8568)	8.79	(9.96)	2890	(3330)	13.96	(16.29)	10.40	(10.20)
	010C + 010C + 020C	8750	8750	17500	-	35000	(36000)	8820	(9072)	10.26	(10.55)	3730	(4300)	18.02	(21.03)	9.39	(8.36)
	010C + 010C + 025A	8750	8750	18200	-	35700	(38000)	8996	(9576)	10.46	(11.14)	3880	(4480)	18.74	(21.88)	9.21	(8.48)
	010C + 015C + 015C	9500	12750	12750	-	35000	(36000)	8820	(9072)	10.26	(10.55)	3730	(4300)	18.02	(21.03)	9.39	(8.36)
	010C + 015C + 020C	8250	10250	16500	-	35000	(37000)	8820	(9324)	10.26	(10.84)	3800	(4390)	18.97	(23.25)	9.22	(8.44)
	010C + 015C + 025C	8250	10250	17200	-	35700	(38000)	8996	(9576)	10.46	(11.14)	3880	(4480)	18.67	(23.25)	9.21	(8.48)
	015C + 015C + 015C	11667	11667	11667	-	35000	(37000)	8820	(9324)	10.26	(10.84)	3800	(4390)	18.97	(23.25)	9.22	(8.44)
010C + 010C + 010C + 010C	8750	8750	8750	8750	35000	(38000)	8820	(9576)	10.26	(11.14)	3800	(4390)	18.97	(23.25)	9.22	(8.66)	
010C + 010C + 010C + 015C	8250	8250	8250	10250	35000	(38000)	8820	(9576)	10.26	(11.14)	3800	(4390)	18.97	(23.25)	9.22	(8.66)	
010C + 010C + 010C + 020C	7600	7600	7600	12900	35700	(38000)	8996	(9576)	10.46	(11.14)	3870	(4480)	18.67	(23.25)	9.21	(8.49)	
010C + 010C + 015C + 015C	7600	7600	10250	10250	35700	(38000)	8996	(9576)	10.46	(11.14)	3870	(4480)	18.67	(23.25)	9.21	(8.49)	
010C + 010C + 015C + 020C	7150	7150	9200	12200	35700	(38000)	8996	(9576)	10.46	(11.14)	3870	(4480)	18.67	(23.25)	9.21	(8.49)	
010C + 015C + 015C + 015C	7350	9450	9450	9450	35700	(38000)	8996	(9576)	10.46	(11.14)	3870	(4480)	18.67	(23.25)	9.21	(8.49)	
015C + 015C + 015C + 015C	9000	9000	9000	9000	36000	(38000)	9072	(9576)	10.55	(11.14)	3880	(4490)	19.39	(22.69)	9.27	(8.47)	
CURRENT LIMITATION AT 17A	010C	9500	-	-	-	9500	(10500)	2394	(2646)	2.78	(3.08)	920	(1060)	4.58	(5.13)	10.35	(9.90)
	015C	13000	-	-	-	13000	(14000)	3276	(3528)	3.81	(4.10)	1210	(1400)	5.76	(6.67)	10.76	(10.03)
	020C	18000	-	-	-	18000	(20500)	4536	(5166)	5.28	(6.01)	1890	(2180)	8.73	(10.51)	9.53	(9.39)
	025C	22000	-	-	-	22000	(24300)	5544	(6123)	6.45	(7.12)	2630	(3040)	8.73	(10.51)	8.35	(8.00)
	010C + 010C	9000	9000	-	-	18000	(20000)	4536	(5040)	5.28	(5.86)	1600	(1850)	7.73	(9.05)	11.23	(10.80)
	010C + 015C	9000	12000	-	-	21000	(24000)	5292	(6048)	6.15	(7.03)	2000	(2310)	9.66	(11.26)	10.52	(10.41)
	010C + 020C	9000	18000	-	-	27000	(29500)	6804	(7434)	7.91	(8.65)	2830	(3270)	13.67	(15.97)	9.54	(9.02)
	015C + 015C	12000	12000	-	-	24000	(29000)	6048	(7308)	7.03	(8.50)	2500	(2890)	12.08	(14.13)	9.59	(10.03)
	015C + 020C	12000	17000	-	-	29000	(34000)	7308	(8568)	8.50	(9.96)	3400	(3930)	16.43	(18.98)	8.53	(8.65)
	010C + 010C + 010C	9000	9000	9000	-	27000	(34000)	6804	(8568)	7.91	(9.96)	2510	(2900)	12.13	(14.00)	10.77	(11.74)
	010C + 010C + 015C	9000	9000	12000	-	30000	(34000)	7560	(8568)	8.79	(9.96)	2890	(3330)	13.96	(16.10)	10.40	(10.20)
	010C + 010C + 020C	8500	8500	17000	-	34000	(34000)	8568	(8568)	9.96	(9.96)	3640	(4200)	17.58	(20.30)	9.35	(8.09)
	010C + 015C + 015C	9000	12500	12500	-	34000	(34000)	8568	(8568)	9.96	(9.96)	3640	(4200)	17.58	(20.30)	9.35	(8.09)
	010C + 015C + 020C	8000	10000	16000	-	34000	(34000)	8568	(8568)	9.96	(9.96)	3640	(4200)	17.58	(20.30)	9.35	(8.09)
	015C + 015C + 015C	11333.3	11333.3	11333.3	-	34000	(34000)	8568	(8568)	9.96	(9.96)	3640	(4200)	17.58	(20.30)	9.35	(8.09)
	010C + 010C + 010C + 010C	8500	8500	8500	8500	34000	(34000)	8568	(8568)	9.96	(9.96)	3640	(4200)	17.58	(20.30)	9.35	(8.09)
	010C + 010C + 010C + 015C	8000	8000	8000	10000	34000	(34000)	8568	(8568)	9.96	(9.96)	3640	(4200)	17.58	(20.30)	9.35	(8.09)
	010C + 010C + 010C + 020C	7250	7250	7250	12250	34000	(34000)	8568	(8568)	9.96	(9.96)	3640	(4200)	17.58	(20.30)	9.35	(8.09)
	010C + 010C + 015C + 015C	7000	7000	10000	10000	34000	(34000)	8568	(8568)	9.96	(9.96)	3640	(4200)	17.58	(20.30)	9.35	(8.09)
	010C + 010C + 015C + 020C	6500	6500	9500	11500	34000	(34000)	8568	(8568)	9.96	(9.96)	3640	(4200)	17.58	(20.30)	9.35	(8.09)
010C + 015C + 015C + 015C	6250	9250	9250	9250	34000	(34000)	8568	(8568)	9.96	(9.96)	3640	(4200)	17.58	(20.30)	9.35	(8.09)	
015C + 015C + 015C + 015C	8500	8500	8500	8500	34000	(34000)	8568	(8568)	9.96	(9.96)	3640	(4200)	17.58	(20.30)	9.35	(8.09)	
CURRENT LIMITATION AT 11A	010C	9500	-	-	-	9500	(10500)	2394	(2646)	2.78	(3.08)	920	(1060)	4.58	(5.13)	10.35	(9.90)
	015C	13000	-	-	-	13000	(14000)	3276	(3528)	3.81	(4.10)	1210	(1400)	5.76	(6.67)	10.76	(10.03)
	020C	18000	-	-	-	18000	(20500)	4536	(5166)	5.28	(6.01)	1890	(2180)	8.73	(10.51)	9.53	(9.39)
	010C + 010C	9000	9000	-	-	18000	(20000)	4536	(5040)	5.28	(5.86)	1600	(1850)	7.73	(9.05)	11.23	(10.80)
	010C + 015C	9000	12000	-	-	21000	(23000)	5292	(5796)	6.15	(6.74)	2000	(2310)	9.66	(10.90)	10.52	(9.98)
	010C + 020C	7500	15500	-	-	23000	(23000)	5796	(5796)	6.74	(6.74)	2410	(2780)	11.37	(13.14)	9.56	(8.27)
	015C + 015C	11500	11500	-	-	23000	(23000)	5796	(5796)	6.74	(6.74)	2410	(2780)	11.37	(13.14)	9.56	(8.27)
	015C + 020C	9000	14000	-	-	23000	(23000)	5796	(5796)	6.74	(6.74)	2410	(2780)	11.37	(13.14)	9.56	(8.27)
	010C + 010C + 010C	7666.66	7666.66	7666.66	-	23000	(23000)	5796	(5796)	6.74	(6.74)	2410	(2780)	11.37	(13.14)	9.56	(8.27)
	010C + 010C + 015C	7000	7000	9000	-	23000	(23000)	5796	(5796)	6.74	(6.74)	2410	(2780)	11.37	(13.14)	9.56	(8.27)
	010C + 010C + 020C	6000	6000	11000	-	23000	(23000)	5796	(5796)	6.74	(6.74)	2410	(2780)	11.37	(13.14)	9.56	(8.27)
	010C + 015C + 015C	6000	8500	8500	-	23000	(23000)	5796	(5796)	6.74	(6.74)	2410	(2780)	11.37	(13.14)	9.56	(8.27)
	010C + 015C + 020C	5500	7500	10000	-	23000	(23000)	5796	(5796)	6.74	(6.74)	2410	(2780)	11.37	(13.14)	9.56	(8.27)
	015C + 015C + 015C	7666.66	7666.66	7666.66	-	23000	(23000)	5796	(5796)	6.74	(6.74)	2410	(2780)	11.37	(13.14)	9.56	(8.27)
	010C + 010C + 010C + 010C	5750	5750	5750	5750	23000	(23000)	5796	(5796)	6.74	(6.74)	2410	(2780)	11.37	(13.14)	9.56	(8.27)
	010C + 010C + 010C + 015C																



SPECIFICATIONS FOR MMSV035A WITH MCCX-C

	INDOOR OPERATING UNIT (CCX)	NOMINAL COOLING CAPACITY								INPUT POWER (W)		RUNNING CURRENT (A)		EER	
		INDIVIDUAL INDOOR				TOTAL									
		A	B	C	D	BTU/h		kcal/h		KW		RATED	(MAX)	RATED	(MAX)
RATED	RATED	RATED	RATED	RATED	(MAX)	RATED	(MAX)	RATED	(MAX)	RATED	(MAX)	RATED	(MAX)		
CURRENT LIMITATION AT 23A	010C	9500	-	-	-	9500 (10500)	2394 (2646)	2.78 (3.08)	930 (1070)	4.58 (5.13)	10.25 (9.81)				
	015C	13000	-	-	-	13000 (14000)	3276 (3528)	3.81 (4.10)	1220 (1410)	5.76 (6.67)	10.66 (9.94)				
	020C	18000	-	-	-	18000 (20500)	4536 (5166)	5.28 (6.01)	1910 (2200)	8.73 (10.51)	9.44 (9.31)				
	025C	22000	-	-	-	22000 (24300)	5544 (6123)	6.45 (7.12)	2750 (3170)	8.73 (10.51)	8.01 (7.70)				
	010C + 010C	9000	9000	-	-	18000 (20000)	4536 (5040)	5.28 (5.86)	1620 (1870)	7.83 (9.13)	11.13 (10.70)				
	010C + 015C	9000	12000	-	-	21000 (24000)	5292 (6048)	6.15 (7.03)	2010 (2330)	9.71 (11.36)	10.43 (10.32)				
	010C + 020C	9000	18000	-	-	27000 (29500)	6804 (7434)	7.91 (8.65)	2860 (3300)	13.82 (16.12)	9.46 (8.94)				
	010C + 025C	9000	22000	-	-	31000 (34500)	7812 (8694)	9.09 (10.11)	3670 (4240)	17.73 (20.74)	8.44 (8.13)				
	015C + 015C	12000	12000	-	-	24000 (29000)	6048 (7308)	7.03 (8.50)	2530 (2920)	12.22 (14.26)	9.50 (9.94)				
	015C + 020C	12000	17000	-	-	29000 (34000)	7308 (8568)	8.50 (9.96)	3430 (3960)	16.57 (19.37)	8.45 (8.58)				
	015C + 025C	12000	21000	-	-	33000 (36500)	8316 (9198)	9.67 (10.70)	3910 (4520)	18.89 (22.08)	8.44 (8.08)				
	010C + 010C + 010C	9000	9000	9000	-	27000 (34000)	6804 (8568)	7.91 (9.96)	2530 (2920)	12.22 (14.28)	10.67 (11.63)				
	010C + 010C + 015C	9000	9000	12000	-	30000 (34000)	7560 (8568)	8.79 (9.96)	2910 (3360)	14.06 (16.43)	10.30 (10.11)				
	010C + 010C + 020C	8750	8750	17500	-	35000 (36000)	8820 (9072)	10.26 (10.55)	3760 (4340)	18.16 (21.22)	9.31 (8.29)				
	010C + 010C + 025C	8750	8750	18200	-	35700 (38000)	8996 (9576)	10.46 (11.14)	3910 (4520)	18.89 (22.08)	9.13 (8.41)				
	010C + 015C + 015C	9500	12750	12750	-	35000 (36000)	8820 (9072)	10.26 (10.55)	3760 (4340)	18.16 (21.22)	9.31 (8.29)				
	010C + 015C + 020C	8250	10250	16500	-	35000 (37000)	8820 (9324)	10.26 (10.84)	3830 (4430)	19.14 (23.25)	9.14 (8.36)				
	010C + 015C + 025C	8250	10250	17200	-	35700 (38000)	8996 (9576)	10.46 (11.14)	3910 (4520)	18.67 (23.25)	9.13 (8.41)				
	015C + 015C + 015C	11667	11667	11667	-	35000 (37000)	8820 (9324)	10.26 (10.84)	3830 (4430)	19.14 (23.25)	9.14 (8.36)				
	010C + 010C + 010C + 010C	8750	8750	8750	8750	35000 (38000)	8820 (9576)	10.26 (11.14)	3830 (4430)	19.14 (23.25)	9.14 (8.59)				
010C + 010C + 010C + 015C	8250	8250	8250	10250	35000 (38000)	8820 (9576)	10.26 (11.14)	3830 (4430)	19.14 (23.25)	9.14 (8.59)					
010C + 010C + 010C + 020C	7600	7600	7600	12900	35700 (38000)	8996 (9576)	10.46 (11.14)	3910 (4520)	18.67 (23.25)	9.13 (8.41)					
010C + 010C + 015C + 015C	7600	7600	10250	10250	35700 (38000)	8996 (9576)	10.46 (11.14)	3910 (4520)	18.67 (23.25)	9.13 (8.41)					
010C + 010C + 015C + 020C	7150	7150	9200	12200	35700 (38000)	8996 (9576)	10.46 (11.14)	3910 (4520)	18.67 (23.25)	9.13 (8.41)					
010C + 015C + 015C + 015C	7350	9450	9450	9450	35700 (38000)	8996 (9576)	10.46 (11.14)	3910 (4520)	18.67 (23.25)	9.13 (8.41)					
015C + 015C + 015C + 015C	9000	9000	9000	9000	36000 (38000)	9072 (9576)	10.55 (11.14)	3920 (4530)	19.59 (22.89)	9.19 (8.39)					
CURRENT LIMITATION AT 17A	010C	9500	-	-	-	9500 (10500)	2394 (2646)	2.78 (3.08)	930 (1070)	4.58 (5.13)	10.25 (9.81)				
	015C	13000	-	-	-	13000 (14000)	3276 (3528)	3.81 (4.10)	1220 (1410)	5.76 (6.67)	10.66 (9.94)				
	020C	18000	-	-	-	18000 (20500)	4536 (5166)	5.28 (6.01)	1910 (2200)	8.73 (10.51)	9.44 (9.31)				
	025C	22000	-	-	-	22000 (24300)	5544 (6123)	6.45 (7.12)	2630 (3040)	8.73 (10.51)	8.35 (8.00)				
	010C + 010C	9000	9000	-	-	18000 (20000)	4536 (5040)	5.28 (5.86)	1620 (1870)	7.83 (9.13)	11.13 (10.70)				
	010C + 015C	9000	12000	-	-	21000 (24000)	5292 (6048)	6.15 (7.03)	2010 (2330)	9.71 (11.36)	10.43 (10.32)				
	010C + 020C	9000	18000	-	-	27000 (29500)	6804 (7434)	7.91 (8.65)	2860 (3300)	13.82 (16.12)	9.46 (8.94)				
	015C + 015C	12000	12000	-	-	24000 (29000)	6048 (7308)	7.03 (8.50)	2530 (2920)	12.22 (14.26)	9.50 (9.94)				
	015C + 020C	12000	17000	-	-	29000 (34000)	7308 (8568)	8.50 (9.96)	3430 (3960)	16.57 (19.15)	8.45 (8.58)				
	010C + 010C + 010C	9000	9000	9000	-	27000 (34000)	6804 (8568)	7.91 (9.96)	2530 (2920)	12.22 (14.12)	10.67 (11.63)				
	010C + 010C + 015C	9000	9000	12000	-	30000 (34000)	7560 (8568)	8.79 (9.96)	2910 (3360)	14.06 (16.25)	10.30 (10.11)				
	010C + 010C + 020C	8500	8500	17000	-	34000 (34000)	8568 (8568)	9.96 (9.96)	3670 (4240)	17.73 (20.49)	9.26 (8.02)				
	010C + 015C + 015C	9000	12500	12500	-	34000 (34000)	8568 (8568)	9.96 (9.96)	3670 (4240)	17.73 (20.49)	9.26 (8.02)				
	010C + 015C + 020C	8000	10000	16000	-	34000 (34000)	8568 (8568)	9.96 (9.96)	3670 (4240)	17.73 (20.49)	9.26 (8.02)				
	015C + 015C + 015C	11333	11333	11333	-	34000 (34000)	8568 (8568)	9.96 (9.96)	3670 (4240)	17.73 (20.49)	9.26 (8.02)				
	010C + 010C + 010C + 010C	8500	8500	8500	8500	34000 (34000)	8568 (8568)	9.96 (9.96)	3670 (4240)	17.73 (20.49)	9.26 (8.02)				
	010C + 010C + 010C + 015C	8000	8000	8000	10000	34000 (34000)	8568 (8568)	9.96 (9.96)	3670 (4240)	17.73 (20.49)	9.26 (8.02)				
	010C + 010C + 010C + 020C	7250	7250	7250	12250	34000 (34000)	8568 (8568)	9.96 (9.96)	3670 (4240)	17.73 (20.49)	9.26 (8.02)				
	010C + 010C + 015C + 015C	7000	7000	10000	10000	34000 (34000)	8568 (8568)	9.96 (9.96)	3670 (4240)	17.73 (20.49)	9.26 (8.02)				
	010C + 010C + 015C + 020C	6500	6500	9500	11500	34000 (34000)	8568 (8568)	9.96 (9.96)	3670 (4240)	17.73 (20.49)	9.26 (8.02)				
010C + 015C + 015C + 015C	6250	9250	9250	9250	34000 (34000)	8568 (8568)	9.96 (9.96)	3670 (4240)	17.73 (20.49)	9.26 (8.02)					
015C + 015C + 015C + 015C	8500	8500	8500	8500	34000 (34000)	8568 (8568)	9.96 (9.96)	3670 (4240)	17.73 (20.49)	9.26 (8.02)					
CURRENT LIMITATION AT 11A	010C	9500	-	-	-	9500 (10500)	2394 (2646)	2.78 (3.08)	930 (1070)	4.58 (5.13)	10.25 (9.81)				
	015C	13000	-	-	-	13000 (14000)	3276 (3528)	3.81 (4.10)	1220 (1410)	5.76 (6.67)	10.66 (9.94)				
	020C	18000	-	-	-	18000 (20500)	4536 (5166)	5.28 (6.01)	1910 (2200)	8.73 (10.51)	9.44 (9.31)				
	010C + 010C	9000	9000	-	-	18000 (20000)	4536 (5040)	5.28 (5.86)	1620 (1870)	7.83 (9.13)	11.13 (10.70)				
	010C + 015C	9000	12000	-	-	21000 (23000)	5292 (5796)	6.15 (6.74)	2010 (2330)	9.71 (10.99)	10.43 (9.89)				
	010C + 020C	7500	15500	-	-	23000 (23000)	5796 (5796)	6.74 (6.74)	2430 (2800)	11.47 (13.26)	9.47 (8.20)				
	015C + 015C	11500	11500	-	-	23000 (23000)	5796 (5796)	6.74 (6.74)	2430 (2800)	11.47 (13.26)	9.47 (8.20)				
	015C + 020C	9000	14000	-	-	23000 (23000)	5796 (5796)	6.74 (6.74)	2430 (2800)	11.47 (13.26)	9.47 (8.20)				
	010C + 010C + 010C	7667	7667	7667	-	23000 (23000)	5796 (5796)	6.74 (6.74)	2430 (2800)	11.47 (13.26)	9.47 (8.20)				
	010C + 010C + 015C	7000	7000	9000	-	23000 (23000)	5796 (5796)	6.74 (6.74)	2430 (2800)	11.47 (13.26)	9.47 (8.20)				
	010C + 010C + 020C	6000	6000	11000	-	23000 (23000)	5796 (5796)	6.74 (6.74)	2430 (2800)	11.47 (13.26)	9.47 (8.20)				
	010C + 015C + 015C	6000	8500	8500	-	23000 (23000)	5796 (5796)	6.74 (6.74)	2430 (2800)	11.47 (13.26)	9.47 (8.20)				
	010C + 015C + 020C	5500	7500	10000	-	23000 (23000)	5796 (5796)	6.74 (6.74)	2430 (2800)	11.47 (13.26)	9.47 (8.20)				
	015C + 015C + 015C	7667	7667	7667	-	23000 (23000)	5796 (5796)	6.74 (6.74)	2430 (2800)	11.47 (13.26)	9.47 (8.20)				
	010C + 010C + 010C + 010C	5750	5750	5750	5750	23000 (23000)	5796 (5796)	6.74 (6.74)	2430 (2800)	11.47 (13.26)	9.47 (8.20)				
	010C + 010C + 010C + 015C	5250	5250	5250	7250	23000 (23000)	5796 (5796)	6.74 (6.74)	2430 (2800)	11.47 (13.26)	9.47 (8.20)				
	010C + 010C + 010C + 020C	4750	4750	4750	8750	23000 (23000)	5796 (5796)	6.74 (6.74)	2430 (2800)	11.47 (13.26)	9.47 (8.20)				
	010C + 010C + 015C + 015C	4500	4500	7000	7000	23000 (23000)	5796 (5796)	6.74 (6.74)	2430 (2800)	11.47 (13.26)	9.47 (8.20)				
	010C + 010C + 015C + 020C	4000	4000	6500	8500	23000 (23000)	5796 (5796)	6.74 (6.74)	2430 (2800)	11.47 (13.26)	9.47 (8.20)				
	010C + 015C + 015C + 015C	4250	6250	6250	6250	23000 (23000)	5796 (5796)	6.74 (6.74)	2430 (2800)	11.47 (13.26)	9.47 (8.20)				
015C + 015C + 015C + 015C	5750	5750	5750	5750	23000 (23000)	5796 (5796)	6.74 (6.74)	2430 (2800)	11.47 (13.26)	9.47 (8.20)					

- 1) ALL SPECIFICATIONS ARE SUBJECTED TO CHANGE BY THE MANUFACTURER WITHOUT PRIOR NOTICE.
- 2) ALL UNITS ARE BEING TESTED AND COMPLY TO ISO 5151.
- 3) NOMINAL COOLING AND HEATING CAPACITY ARE BASED ON THE CONDITIONS BELOW :
  - a) COOLING - 27°C DB / 19°C WB INDOOR AND 35°C DB / 24°C WB OUTDOOR
  - b) HEATING - 20°C DB INDOOR AND 7°C DB / 6°C WB OUTDOOR

SPECIFICATIONS FOR MMSV035A WITH MCMX-E

	INDOOR OPERATING UNIT (CMX)	NOMINAL COOLING CAPACITY								INPUT POWER (W)		RUNNING CURRENT (A)		EER			
		INDIVIDUAL INDOOR				TOTAL											
		A	B	C	D	BTU/h		kcal/h		KW							
		RATED	RATED	RATED	RATED	RATED	(MAX)	RATED	(MAX)	RATED	(MAX)	RATED	(MAX)	RATED	(MAX)	RATED	(MAX)
CURRENT LIMITATION AT 23A	015E	13000	-	-	-	13000	(14000)	3276	(3528)	3.81	(4.10)	1220	(1350)	5.76	(6.67)	10.66	(10.37)
	020E	18000	-	-	-	18000	(20500)	4536	(5166)	5.28	(6.01)	1910	(2110)	8.73	(10.51)	9.44	(9.71)
	025E	22000	-	-	-	22000	(24300)	5544	(6123)	6.45	(7.12)	2750	(3040)	8.73	(10.51)	8.01	(8.00)
	015E + 015E	12000	12000	-	-	24000	(29000)	6048	(7308)	7.03	(8.50)	2530	(2800)	12.22	(13.66)	9.50	(10.37)
	015E + 020E	12000	17000	-	-	29000	(34000)	7308	(8568)	8.50	(9.96)	3430	(3800)	16.57	(18.56)	8.45	(8.95)
	015E + 025E	12000	21000			33000	(36500)	8316	(9198)	9.67	(10.70)	3910	(4330)	18.89	(21.16)	8.44	(8.43)
	015E + 015E + 015E	11667	11667	11667	-	35000	(37000)	8820	(9324)	10.26	(10.84)	3830	(4240)	#REF!	#REF!	9.14	(8.72)
	015E + 015E + 015E + 015E	9000	9000	9000	9000	36000	(38000)	9072	(9576)	10.55	(11.14)	3920	(4340)	19.59	(21.94)	9.19	(8.76)
CURRENT LIMITATION AT 17A	015E	13000	-	-	-	13000	(14000)	3276	(3528)	3.81	(4.10)	1220	(1350)	5.76	(6.67)	10.66	(10.37)
	020E	18000	-	-	-	18000	(20500)	4536	(5166)	5.28	(6.01)	1910	(2110)	8.73	(10.51)	9.44	(9.71)
	025E	22000	-	-	-	22000	(24300)	5544	(6123)	6.45	(7.12)	2630	(3040)	8.73	(10.51)	8.35	(8.00)
	015E + 015E	12000	12000	-	-	24000	(29000)	6048	(7308)	7.03	(8.50)	2530	(2800)	12.22	(13.66)	9.50	(10.37)
	015E + 020E	12000	17000	-	-	29000	(34000)	7308	(8568)	8.50	(9.96)	3430	(3800)	16.57	(18.35)	8.45	(8.95)
	015E + 015E + 015E	11333	11333	11333	-	34000	(34000)	8568	(8568)	9.96	(9.96)	3670	(4060)	17.73	(19.63)	9.26	(8.37)
	015E + 015E + 015E + 015E	8500	8500	8500	8500	34000	(34000)	8568	(8568)	9.96	(9.96)	3670	(4060)	17.73	(19.63)	9.26	(8.37)
	015E	13000	-	-	-	13000	(14000)	3276	(3528)	3.81	(4.10)	1220	(1350)	5.76	(6.67)	10.66	(10.37)
CURRENT LIMITATION AT 11A	020E	18000	-	-	-	18000	(20500)	4536	(5166)	5.28	(6.01)	1910	(2110)	8.73	(10.51)	9.44	(9.71)
	015E + 015E	11500	11500	-	-	23000	(23000)	5796	(5796)	6.74	(6.74)	2430	(2690)	11.47	12.70	9.47	(8.56)
	015E + 020E	9000	14000	-	-	23000	(23000)	5796	(5796)	6.74	(6.74)	2430	(2690)	11.47	12.70	9.47	(8.56)
	015E + 015E + 015E	7667	7667	7667	-	23000	(23000)	5796	(5796)	6.74	(6.74)	2430	(2690)	11.47	12.70	9.47	(8.56)
	015E + 015E + 015E + 015E	5750	5750	5750	5750	23000	(23000)	5796	(5796)	6.74	(6.74)	2430	(2690)	11.47	12.70	9.47	(8.56)

- 1) ALL SPECIFICATIONS ARE SUBJECTED TO CHANGE BY THE MANUFACTURER WITHOUT PRIOR NOTICE.
- 2) ALL UNITS ARE BEING TESTED AND COMPLY TO ISO 5151.
- 3) NOMINAL COOLING AND HEATING CAPACITY ARE BASED ON THE CONDITIONS BELOW :
  - a) COOLING - 27°C DB / 19°C WB INDOOR AND 35°C DB / 24°C WB OUTDOOR
  - b) HEATING - 20°C DB INDOOR AND 7°C DB / 6°C WB OUTDOOR

SPECIFICATIONS FOR MMSV25A WITH MWMX-G

	INDOOR OPERATING UNIT (W/MX)	NOMINAL COOLING CAPACITY										INPUT POWER (W)		RUNNING CURRENT (A)		EER	
		INDIVIDUAL INDOOR				TOTAL											
		A	B	C	D	BTU/h		kcal/h		KW		RATED	(MAX)	RATED	(MAX)	RATED	(MAX)
		RATED	RATED	RATED	RATED	RATED	(MAX)	RATED	(MAX)	RATED	(MAX)						
CURRENT LIMITATION AT 17A	010G	9000	-	-	-	9000	(11000)	2268	(2772)	2.64	(3.22)	830	(1070)	4.01	(5.14)	10.82	(10.33)
	015G	12000	-	-	-	12000	(14000)	3024	(3528)	3.52	(4.10)	1180	(1510)	5.71	(7.29)	10.14	(9.28)
	020G	18000	-	-	-	18000	(21000)	4536	(5292)	5.28	(6.15)	2040	(2120)	9.85	(10.23)	8.83	(9.92)
	010G + 010G	9000	9000	-	-	18000	(21000)	4536	(5292)	5.28	(6.15)	1750	(2220)	8.44	(10.70)	10.30	(9.48)
	010G + 015G	9000	12000	-	-	21000	(24000)	5292	(6048)	6.15	(7.03)	2030	(2370)	9.79	(11.46)	10.37	(10.12)
	010G + 020G	8000	17000	-	-	25000	(27000)	6300	(6804)	7.33	(7.91)	2380	(2960)	11.48	(14.30)	10.52	(9.12)
	015G + 015G	12000	12000	-	-	24000	(27000)	6048	(6804)	7.03	(7.91)	2380	(3190)	11.48	(15.42)	10.10	(8.46)
	015G + 020G	10000	15000	-	-	25000	(27000)	6300	(6804)	7.33	(7.91)	2540	(3240)	12.26	(15.67)	9.85	(8.33)
	010G + 010G + 010G	8000	8000	8000	-	24000	(27500)	6048	(6930)	7.03	(8.06)	2380	(3510)	11.48	(16.96)	10.10	(7.83)
	010G + 010G + 015G	7500	7500	10000	-	25000	(27500)	6300	(6930)	7.33	(8.06)	2580	(3510)	12.46	(16.96)	9.69	(7.83)
	010G + 010G + 020G	6250	6250	12500	-	25000	(27500)	6300	(6930)	7.33	(8.06)	2750	(3510)	13.29	(16.96)	9.08	(7.83)
	010G + 015G + 015G	6800	9100	9100	-	25000	(27500)	6300	(6930)	7.33	(8.06)	2750	(3510)	13.29	(16.96)	9.08	(7.83)
	010G + 015G + 020G	5800	7700	11500	-	25000	(28000)	6300	(7056)	7.33	(8.21)	2790	(3630)	13.45	(17.52)	8.97	(7.72)
	015G + 015G + 015G	8333	8333	8333	-	25000	(28000)	6300	(7056)	7.33	(8.21)	2790	(3630)	13.45	(17.52)	8.97	(7.72)
	010G + 010G + 010G + 010G	6250	6250	6250	6250	25000	(28000)	6300	(7056)	7.33	(8.21)	2790	(3630)	13.45	(17.52)	8.97	(7.72)
	010G + 010G + 010G + 015G	5800	5800	5800	7600	25000	(28000)	6300	(7056)	7.33	(8.21)	2790	(3630)	13.45	(17.52)	8.97	(7.72)
	010G + 010G + 010G + 020G	4700	4700	4700	10900	25000	(28000)	6300	(7056)	7.33	(8.21)	2850	(3630)	13.77	(17.52)	8.77	(7.72)
	010G + 010G + 015G + 015G	5400	5400	7100	7100	25000	(28000)	6300	(7056)	7.33	(8.21)	2850	(3630)	13.77	(17.52)	8.77	(7.72)
	010G + 010G + 015G + 020G	4400	4400	5950	10250	25000	(28000)	6300	(7056)	7.33	(8.21)	2850	(3630)	13.77	(17.52)	8.77	(7.72)
	010G + 015G + 015G + 015G	5125	6625	6625	6625	25000	(28000)	6300	(7056)	7.33	(8.21)	2850	(3630)	13.77	(17.52)	8.77	(7.72)
	015G + 015G + 015G + 015G	6300	6300	6300	6300	25200	(28000)	6350	(7056)	7.39	(8.21)	2860	(3630)	13.79	(17.52)	8.81	(7.72)
	010G	9000	-	-	-	9000	(11000)	2268	(2772)	2.64	(3.22)	830	(1070)	4.01	(5.14)	10.82	(10.33)
	015G	12000	-	-	-	12000	(14000)	3024	(3528)	3.52	(4.10)	1180	(1510)	5.71	(7.29)	10.14	(9.28)
	020G	18000	-	-	-	18000	(21000)	4536	(5292)	5.28	(6.15)	2040	(2120)	9.85	(10.23)	8.83	(9.92)
	010G + 010G	9000	9000	-	-	18000	(21000)	4536	(5292)	5.28	(6.15)	1750	(2220)	8.44	(10.70)	10.30	(9.48)
	010G + 015G	9000	12000	-	-	21000	(22000)	5292	(5544)	6.15	(6.45)	2030	(2280)	9.79	(11.00)	10.37	(9.66)
	010G + 020G	6500	15500	-	-	22000	(22000)	5544	(5544)	6.45	(6.45)	2280	(2280)	11.00	(11.00)	9.66	(9.66)
	015G + 015G	11000	11000	-	-	22000	(22000)	5544	(5544)	6.45	(6.45)	2280	(2280)	11.00	(11.00)	9.66	(9.66)
	015G + 020G	8500	13500	-	-	22000	(22000)	5544	(5544)	6.45	(6.45)	2280	(2280)	11.00	(11.00)	9.66	(9.66)
	010G + 010G + 010G	7333	7333	7333	-	22000	(22000)	5544	(5544)	6.45	(6.45)	2280	(2280)	11.00	(11.00)	9.66	(9.66)
	010G + 010G + 015G	6500	6500	9000	-	22000	(22000)	5544	(5544)	6.45	(6.45)	2280	(2280)	11.00	(11.00)	9.66	(9.66)
	010G + 010G + 020G	5500	5500	11000	-	22000	(22000)	5544	(5544)	6.45	(6.45)	2280	(2280)	11.00	(11.00)	9.66	(9.66)
010G + 015G + 015G	5500	8250	8250	-	22000	(22000)	5544	(5544)	6.45	(6.45)	2280	(2280)	11.00	(11.00)	9.66	(9.66)	
010G + 015G + 020G	5500	7000	9500	-	22000	(22000)	5544	(5544)	6.45	(6.45)	2280	(2280)	11.00	(11.00)	9.66	(9.66)	
015G + 015G + 015G	7333	7333	7333	-	22000	(22000)	5544	(5544)	6.45	(6.45)	2280	(2280)	11.00	(11.00)	9.66	(9.66)	
010G + 010G + 010G + 010G	5500	5500	5500	5500	22000	(22000)	5544	(5544)	6.45	(6.45)	2280	(2280)	11.00	(11.00)	9.66	(9.66)	
010G + 010G + 010G + 015G	5000	5000	5000	7000	22000	(22000)	5544	(5544)	6.45	(6.45)	2280	(2280)	11.00	(11.00)	9.66	(9.66)	
010G + 010G + 010G + 020G	4500	4500	4500	8500	22000	(22000)	5544	(5544)	6.45	(6.45)	2280	(2280)	11.00	(11.00)	9.66	(9.66)	
010G + 010G + 015G + 015G	4500	4500	6500	6500	22000	(22000)	5544	(5544)	6.45	(6.45)	2280	(2280)	11.00	(11.00)	9.66	(9.66)	
010G + 010G + 015G + 020G	4000	4000	6000	8000	22000	(22000)	5544	(5544)	6.45	(6.45)	2280	(2280)	11.00	(11.00)	9.66	(9.66)	
010G + 015G + 015G + 015G	4000	6000	6000	6000	22000	(22000)	5544	(5544)	6.45	(6.45)	2280	(2280)	11.00	(11.00)	9.66	(9.66)	
015G + 015G + 015G + 015G	5500	5500	5500	5500	22000	(22000)	5544	(5544)	6.45	(6.45)	2280	(2280)	11.00	(11.00)	9.66	(9.66)	
010G	9000	-	-	-	9000	(11000)	2268	(2772)	2.64	(3.22)	830	(1070)	4.01	(5.14)	10.82	(10.33)	
015G	12000	-	-	-	12000	(14000)	3024	(3528)	3.52	(4.10)	1180	(1510)	5.71	(7.29)	10.14	(9.28)	
020G	18000	-	-	-	18000	(19000)	4536	(4788)	5.28	(5.57)	1830	(1830)	8.50	(8.50)	9.84	(10.38)	
010G + 010G	9000	9000	-	-	18000	(19000)	4536	(4788)	5.28	(5.57)	1750	(1830)	8.44	(8.50)	10.30	(10.38)	
010G + 015G	8000	11000	-	-	19000	(19000)	4788	(4788)	5.57	(5.57)	1830	(1830)	8.50	(8.50)	10.38	(10.38)	
010G + 020G	7000	12000	-	-	19000	(19000)	4788	(4788)	5.57	(5.57)	1830	(1830)	8.50	(8.50)	10.38	(10.38)	
015G + 015G	9500	9500	-	-	19000	(19000)	4788	(4788)	5.57	(5.57)	1830	(1830)	8.50	(8.50)	10.38	(10.38)	
015G + 020G	8000	11000	-	-	19000	(19000)	4788	(4788)	5.57	(5.57)	1830	(1830)	8.50	(8.50)	10.38	(10.38)	
010G + 010G + 010G	6333	6333	6333	-	19000	(19000)	4788	(4788)	5.57	(5.57)	1830	(1830)	8.50	(8.50)	10.38	(10.38)	
010G + 010G + 015G	5500	5500	8000	-	19000	(19000)	4788	(4788)	5.57	(5.57)	1830	(1830)	8.50	(8.50)	10.38	(10.38)	
010G + 010G + 020G	5000	5000	9000	-	19000	(19000)	4788	(4788)	5.57	(5.57)	1830	(1830)	8.50	8.50	10.38	(10.38)	
010G + 015G + 015G	5000	7000	7000	-	19000	(19000)	4788	(4788)	5.57	(5.57)	1830	(1830)	8.50	8.50	10.38	(10.38)	
010G + 015G + 020G	4500	6000	8500	-	19000	(19000)	4788	(4788)	5.57	(5.57)	1830	(1830)	8.50	8.50	10.38	(10.38)	
015G + 015G + 015G	6333	6333	6333	-	19000	(19000)	4788	(4788)	5.57	(5.57)	1830	(1830)	8.50	8.50	10.38	(10.38)	
010G + 010G + 010G + 010G	4750	4750	4750	4750	19000	(19000)	4788	(4788)	5.57	(5.57)	1830	(1830)	8.50	8.50	10.38	(10.38)	
010G + 010G + 010G + 015G	4250	4250	4250	6250	19000	(19000)	4788	(4788)	5.57	(5.57)	1830	(1830)	8.50	8.50	10.38	(10.38)	
010G + 010G + 010G + 020G	4000	4000	4000	7000	19000	(19000)	4788	(4788)	5.57	(5.57)	1830	(1830)	8.50	8.50	10.38	(10.38)	
010G + 010G + 015G + 015G	4000	4000	5500	5500	19000	(19000)	4788	(4788)	5.57	(5.57)	1830	(1830)	8.50	8.50	10.38	(10.38)	
010G + 010G + 015G + 020G	3750	3750	4750	6750	19000	(19000)	4788	(4788)	5.57	(5.57)	1830	(1830)	8.50	8.50	10.38	(10.38)	
010G + 015G + 015G + 015G	4000	5000	5000	5000	19000	(19000)	4788	(4788)	5.57	(5.57)	1830	(1830)	8.50	8.50	10.38	(10.38)	
015G + 015G + 015G + 015G	4750	4750	4750	4750	19000	(19000)	4788	(4788)	5.57	(5.57)	1830	(1830)	8.50	8.50	10.38	(10.38)	

1) ALL SPECIFICATIONS ARE SUBJECTED TO CHANGE BY THE MANUFACTURER WITHOUT PRIOR NOTICE.  
 2) ALL UNITS ARE BEING TESTED AND COMPLY TO ISO 5151.  
 3) NOMINAL COOLING AND HEATING CAPACITY ARE BASED ON THE CONDITIONS BELOW:  
 a) COOLING - 27°C

SPECIFICATIONS FOR MMSV25A WITH MCKX-C

	INDOOR OPERATING UNIT (CKX)	NOMINAL COOLING CAPACITY								INPUT POWER (W)		RUNNING CURRENT (A)		EER			
		INDIVIDUAL INDOOR				TOTAL											
		A	B	C	D	BTU/h		kcal/h		KW		RATED	(MAX)	RATED	(MAX)		
RATED	RATED	RATED	RATED	RATED	(MAX)	RATED	(MAX)	RATED	(MAX)	RATED	(MAX)	RATED	(MAX)	RATED	(MAX)		
CURRENT LIMITATION AT 17A	010C	9000	-	-	-	9000	(11000)	2268	(2772)	2.64	(3.22)	860	(1100)	4.01	(5.32)	10.46	(9.99)
	015C	12000	-	-	-	12000	(14000)	3024	(3528)	3.52	(4.10)	1220	(1570)	5.91	(7.56)	9.81	(8.94)
	020C	18000	-	-	-	18000	(21000)	4536	(5292)	5.28	(6.15)	2110	(2700)	10.18	(13.03)	8.54	(7.79)
	010C + 010C	9000	9000	-	-	18000	(21000)	4536	(5292)	5.28	(6.15)	1810	(2310)	8.73	(11.17)	9.96	(9.08)
	010C + 015C	9000	12000	-	-	21000	(24000)	5292	(6048)	6.15	(7.03)	2090	(2680)	10.12	(12.95)	10.03	(8.95)
	010C + 020C	8000	17000	-	-	25000	(27000)	6300	(6804)	7.33	(7.91)	2460	(3150)	11.87	(15.19)	10.17	(8.58)
	015C + 015C	12000	12000	-	-	24000	(27000)	6048	(6804)	7.03	(7.91)	2460	(3150)	11.87	(15.19)	9.77	(8.58)
	015C + 020C	10000	15000	-	-	25000	(27000)	6300	(6804)	7.33	(7.91)	2620	(3360)	12.67	(16.22)	9.53	(8.04)
	010C + 010C + 010C	8000	8000	8000	-	24000	(27500)	6048	(6930)	7.03	(8.06)	2460	(3150)	11.87	(15.19)	9.77	(8.74)
	010C + 010C + 015C	7500	7500	10000	-	25000	(27500)	6300	(6930)	7.33	(8.06)	2670	(3410)	12.88	(16.49)	9.37	(8.06)
	010C + 010C + 020C	6250	6250	12500	-	25000	(27500)	6300	(6930)	7.33	(8.06)	2850	(3640)	13.29	(17.60)	8.78	(7.55)
	010C + 015C + 015C	6800	9100	9100	-	25000	(27500)	6300	(6930)	7.33	(8.06)	2850	(3640)	13.29	(17.60)	8.78	(7.55)
	010C + 015C + 020C	5800	7700	11500	-	25000	(28000)	6300	(7056)	7.33	(8.21)	2880	(3690)	13.45	(17.81)	8.68	(7.60)
	015C + 015C + 015C	8333	8333	8333	-	25000	(28000)	6300	(7056)	7.33	(8.21)	2880	(3690)	13.45	(17.81)	8.68	(7.60)
	010C + 010C + 010C + 010C	6250	6250	6250	6250	25000	(28000)	6300	(7056)	7.33	(8.21)	2880	(3690)	13.45	(17.81)	8.68	(7.60)
	010C + 010C + 010C + 015C	5800	5800	5800	7600	25000	(28000)	6300	(7056)	7.33	(8.21)	2880	(3690)	13.45	(17.81)	8.68	(7.60)
	010C + 010C + 010C + 020C	4700	4700	4700	10900	25000	(28000)	6300	(7056)	7.33	(8.21)	2950	(3770)	13.77	(18.22)	8.48	(7.42)
	010C + 010C + 015C + 015C	5400	5400	7100	7100	25000	(28000)	6300	(7056)	7.33	(8.21)	2950	(3770)	13.77	(18.22)	8.48	(7.42)
	010C + 010C + 015C + 020C	4400	4400	5950	10250	25000	(28000)	6300	(7056)	7.33	(8.21)	2950	(3770)	13.77	(18.22)	8.48	(7.42)
	010C + 015C + 015C + 015C	5125	6625	6625	6625	25000	(28000)	6300	(7056)	7.33	(8.21)	2950	(3770)	13.77	(18.22)	8.48	(7.42)
	015C + 015C + 015C + 015C	6300	6300	6300	6300	25200	(28000)	6350	(7056)	7.39	(8.21)	2960	(3790)	13.79	(18.29)	8.52	(7.40)
	010C	9000	-	-	-	9000	(11000)	2268	(2772)	2.64	(3.22)	860	(1100)	4.01	(5.32)	10.46	(9.99)
	015C	12000	-	-	-	12000	(14000)	3024	(3528)	3.52	(4.10)	1220	(1570)	5.91	(7.56)	9.81	(8.94)
	020C	18000	-	-	-	18000	(21000)	4536	(5292)	5.28	(6.15)	2110	(2700)	10.18	(13.03)	8.54	(7.79)
	010C + 010C	9000	9000	-	-	18000	(21000)	4536	(5292)	5.28	(6.15)	1810	(2310)	8.73	(11.17)	9.96	(9.08)
	010C + 015C	9000	12000	-	-	21000	(22000)	5292	(5544)	6.15	(6.45)	2090	(2680)	10.12	(12.95)	10.03	(8.21)
	010C + 020C	6500	15500	-	-	22000	(22000)	5544	(5544)	6.45	(6.45)	2350	(3010)	11.37	(14.56)	9.35	(7.30)
	015C + 015C	11000	11000	-	-	22000	(22000)	5544	(5544)	6.45	(6.45)	2350	(3010)	11.37	(14.56)	9.35	(7.30)
	015C + 020C	8500	13500	-	-	22000	(22000)	5544	(5544)	6.45	(6.45)	2350	(3010)	11.37	(14.56)	9.35	(7.30)
	010C + 010C + 010C	7333	7333	7333	-	22000	(22000)	5544	(5544)	6.45	(6.45)	2350	(3010)	11.37	(14.56)	9.35	(7.30)
010C + 010C + 015C	6500	6500	9000	-	22000	(22000)	5544	(5544)	6.45	(6.45)	2350	(3010)	11.37	(14.56)	9.35	(7.30)	
010C + 010C + 020C	5500	5500	11000	-	22000	(22000)	5544	(5544)	6.45	(6.45)	2350	(3010)	11.37	(14.56)	9.35	(7.30)	
010C + 015C + 015C	5500	8250	8250	-	22000	(22000)	5544	(5544)	6.45	(6.45)	2350	(3010)	11.37	(14.56)	9.35	(7.30)	
010C + 015C + 020C	5500	7000	9500	-	22000	(22000)	5544	(5544)	6.45	(6.45)	2350	(3010)	11.37	(14.56)	9.35	(7.30)	
015C + 015C + 015C	7333	7333	7333	-	22000	(22000)	5544	(5544)	6.45	(6.45)	2350	(3010)	11.37	(14.56)	9.35	(7.30)	
010C + 010C + 010C + 010C	5500	5500	5500	5500	22000	(22000)	5544	(5544)	6.45	(6.45)	2350	(3010)	11.37	(14.56)	9.35	(7.30)	
010C + 010C + 010C + 015C	5000	5000	5000	7000	22000	(22000)	5544	(5544)	6.45	(6.45)	2350	(3010)	11.37	(14.56)	9.35	(7.30)	
010C + 010C + 010C + 020C	4500	4500	4500	8500	22000	(22000)	5544	(5544)	6.45	(6.45)	2350	(3010)	11.37	(14.56)	9.35	(7.30)	
010C + 010C + 015C + 015C	4500	4500	6500	6500	22000	(22000)	5544	(5544)	6.45	(6.45)	2350	(3010)	11.37	(14.56)	9.35	(7.30)	
010C + 010C + 015C + 020C	4000	4000	6000	8000	22000	(22000)	5544	(5544)	6.45	(6.45)	2350	(3010)	11.37	(14.56)	9.35	(7.30)	
010C + 015C + 015C + 015C	4000	6000	6000	6000	22000	(22000)	5544	(5544)	6.45	(6.45)	2350	(3010)	11.37	(14.56)	9.35	(7.30)	
015C + 015C + 015C + 015C	5500	5500	5500	5500	22000	(22000)	5544	(5544)	6.45	(6.45)	2350	(3010)	11.37	(14.56)	9.35	(7.30)	
010C	9000	-	-	-	9000	(11000)	2268	(2772)	2.64	(3.22)	860	(1100)	4.01	(5.32)	10.46	(9.99)	
015C	12000	-	-	-	12000	(14000)	3024	(3528)	3.52	(4.10)	1220	(1570)	5.91	(7.56)	9.81	(8.94)	
020C	18000	-	-	-	18000	(19000)	4536	(4788)	5.28	(5.57)	1890	(2420)	8.79	(11.25)	9.52	(7.85)	
010C + 010C	9000	9000	-	-	18000	(19000)	4536	(4788)	5.28	(5.57)	1810	(2310)	8.73	(10.74)	9.96	(8.21)	
010C + 015C	8000	11000	-	-	19000	(19000)	4788	(4788)	5.57	(5.57)	1890	(2420)	8.50	(11.25)	10.04	(7.85)	
010C + 020C	7000	12000	-	-	19000	(19000)	4788	(4788)	5.57	(5.57)	1890	(2420)	8.50	(11.25)	10.04	(7.85)	
015C + 015C	9500	9500	-	-	19000	(19000)	4788	(4788)	5.57	(5.57)	1890	(2420)	8.50	(11.25)	10.04	(7.85)	
015C + 020C	8000	11000	-	-	19000	(19000)	4788	(4788)	5.57	(5.57)	1890	(2420)	8.50	(11.25)	10.04	(7.85)	
010C + 010C + 010C	6333	6333	6333	-	19000	(19000)	4788	(4788)	5.57	(5.57)	1890	(2420)	8.50	(11.25)	10.04	(7.85)	
010C + 010C + 015C	5500	5500	8000	-	19000	(19000)	4788	(4788)	5.57	(5.57)	1890	(2420)	8.50	(11.25)	10.04	(7.85)	
010C + 010C + 020C	5000	5000	9000	-	19000	(19000)	4788	(4788)	5.57	(5.57)	1890	(2420)	8.50	11.25	10.04	(7.85)	
010C + 015C + 015C	5000	7000	7000	-	19000	(19000)	4788	(4788)	5.57	(5.57)	1890	(2420)	8.50	11.25	10.04	(7.85)	
010C + 015C + 020C	4500	6000	8500	-	19000	(19000)	4788	(4788)	5.57	(5.57)	1890	(2420)	8.50	11.25	10.04	(7.85)	
015C + 015C + 015C	6333	6333	6333	-	19000	(19000)	4788	(4788)	5.57	(5.57)	1890	(2420)	8.50	11.25	10.04	(7.85)	
010C + 010C + 010C + 010C	4750	4750	4750	4750	19000	(19000)	4788	(4788)	5.57	(5.57)	1890	(2420)	8.50	11.25	10.04	(7.85)	
010C + 010C + 010C + 015C	4250	4250	4250	6250	19000	(19000)	4788	(4788)	5.57	(5.57)	1890	(2420)	8.50	11.25	10.04	(7.85)	
010C + 010C + 010C + 020C	4000	4000	4000	7000	19000	(19000)	4788	(4788)	5.57	(5.57)	1890	(2420)	8.50	11.25	10.04	(7.85)	
010C + 010C + 015C + 015C	4000	4000	5500	5500	19000	(19000)	4788	(4788)	5.57	(5.57)	1890	(2420)	8.50	11.25	10.04	(7.85)	
010C + 010C + 015C + 020C	3750	3750	4750	6750	19000	(19000)	4788	(4788)	5.57	(5.57)	1890	(2420)	8.50	11.25	10.04	(7.85)	
010C + 015C + 015C + 015C	4000	5000	5000	5000	19000	(19000)	4788	(4788)	5.57	(5.57)	1890	(2420)	8.50	11.25	10.04	(7.85)	
015C + 015C + 015C + 015C	4750	4750	4750	4750	19000	(19000)	4788	(4788)	5.57	(5.57)	1890	(2420)	8.50	11.25	10.04	(7.85)	

- 1) ALL SPECIFICATIONS ARE SUBJECT TO CHANGE BY THE MANUFACTURER WITHOUT PRIOR NOTICE.
- 2) ALL UNITS ARE BEING TESTED AND COMPLY TO ISO 5151.
- 3) NOMINAL COOLING AND HEATING CAPACITY ARE BASED ON THE CONDITIONS BELOW :

SPECIFICATIONS FOR MMSV025A WITH MCCX-C

	INDOOR OPERATING UNIT (CCX)	NOMINAL COOLING CAPACITY									INPUT POWER (W)		RUNNING CURRENT (A)		EER		
		INDIVIDUAL INDOOR				TOTAL					RATED	(MAX)	RATED	(MAX)	RATED	(MAX)	
		A	B	C	D	BTU/h		kcal/h		KW							
		RATED	RATED	RATED	RATED	RATED	(MAX)	RATED	(MAX)	RATED	(MAX)	RATED	(MAX)	RATED	(MAX)	RATED	(MAX)
CURRENT LIMITATION AT 17A	010C	9000	-	-	-	9000	(11000)	2268	(2772)	2.64	(3.22)	870	(1110)	4.01	(5.37)	10.37	(9.90)
	015C	12000	-	-	-	12000	(14000)	3024	(3528)	3.52	(4.10)	1230	(1580)	5.96	(7.63)	9.73	(8.86)
	020C	18000	-	-	-	18000	(21000)	4536	(5292)	5.28	(6.15)	2130	(2720)	10.27	(13.14)	8.47	(7.72)
	010C + 010C	9000	9000	-	-	18000	(21000)	4536	(5292)	5.28	(6.15)	1820	(2330)	8.81	(11.27)	9.87	(9.00)
	010C + 015C	9000	12000	-	-	21000	(24000)	5292	(6048)	6.15	(7.03)	2110	(2700)	10.21	(13.07)	9.94	(8.87)
	010C + 020C	8000	17000	-	-	25000	(27000)	6300	(6804)	7.33	(7.91)	2480	(3170)	11.98	(15.33)	10.08	(8.51)
	015C + 015C	12000	12000	-	-	24000	(27000)	6048	(6804)	7.03	(7.91)	2480	(3170)	11.98	(15.33)	9.68	(8.51)
	015C + 020C	10000	15000	-	-	25000	(27000)	6300	(6804)	7.33	(7.91)	2650	(3390)	12.79	(16.37)	9.44	(7.97)
	010C + 010C + 010C	8000	8000	8000	-	24000	(27500)	6048	(6930)	7.03	(8.06)	2480	(3170)	11.98	(15.33)	9.68	(8.67)
	010C + 010C + 015C	7500	7500	10000	-	25000	(27500)	6300	(6930)	7.33	(8.06)	2690	(3440)	13.00	(16.64)	9.29	(7.98)
	010C + 010C + 020C	6250	6250	12500	-	25000	(27500)	6300	(6930)	7.33	(8.06)	2870	(3680)	13.29	(17.76)	8.71	(7.48)
	010C + 015C + 015C	6800	9100	9100	-	25000	(27500)	6300	(6930)	7.33	(8.06)	2870	(3680)	13.29	(17.76)	8.71	(7.48)
	010C + 015C + 020C	5800	7700	11500	-	25000	(28000)	6300	(7056)	7.33	(8.21)	2910	(3720)	13.45	(17.97)	8.60	(7.53)
	015C + 015C + 015C	8333	8333	8333	-	25000	(28000)	6300	(7056)	7.33	(8.21)	2910	(3720)	13.45	(17.97)	8.60	(7.53)
	010C + 010C + 010C + 010C	6250	6250	6250	6250	25000	(28000)	6300	(7056)	7.33	(8.21)	2910	(3720)	13.45	(17.97)	8.60	(7.53)
	010C + 010C + 010C + 015C	5800	5800	5800	7600	25000	(28000)	6300	(7056)	7.33	(8.21)	2910	(3720)	13.45	(17.97)	8.60	(7.53)
	010C + 010C + 010C + 020C	4700	4700	4700	10900	25000	(28000)	6300	(7056)	7.33	(8.21)	2970	(3810)	13.77	(18.39)	8.41	(7.36)
	010C + 010C + 015C + 015C	5400	5400	7100	7100	25000	(28000)	6300	(7056)	7.33	(8.21)	2970	(3810)	13.77	(18.39)	8.41	(7.36)
	010C + 010C + 015C + 020C	4400	4400	5950	10250	25000	(28000)	6300	(7056)	7.33	(8.21)	2970	(3810)	13.77	(18.39)	8.41	(7.36)
	010C + 015C + 015C + 015C	5125	6625	6625	6625	25000	(28000)	6300	(7056)	7.33	(8.21)	2970	(3810)	13.77	(18.39)	8.41	(7.36)
	015C + 015C + 015C + 015C	6300	6300	6300	6300	25200	(28000)	6350	(7056)	7.39	(8.21)	2980	(3820)	13.79	(18.45)	8.44	(7.33)
	010C	9000	-	-	-	9000	(11000)	2268	(2772)	2.64	(3.22)	870	(1110)	4.01	(5.37)	10.37	(9.90)
	015C	12000	-	-	-	12000	(14000)	3024	(3528)	3.52	(4.10)	1230	(1580)	5.96	(7.63)	9.73	(8.86)
	020C	18000	-	-	-	18000	(21000)	4536	(5292)	5.28	(6.15)	2130	(2720)	10.27	(13.14)	8.47	(7.72)
	010C + 010C	9000	9000	-	-	18000	(21000)	4536	(5292)	5.28	(6.15)	1820	(2330)	8.81	(11.27)	9.87	(9.00)
	010C + 015C	9000	12000	-	-	21000	(22000)	5292	(5544)	6.15	(6.45)	2110	(2700)	10.21	(13.07)	9.94	(8.13)
	010C + 020C	6500	15500	-	-	22000	(22000)	5544	(5544)	6.45	(6.45)	2370	(3040)	11.47	(14.69)	9.26	(7.24)
	015C + 015C	11000	11000	-	-	22000	(22000)	5544	(5544)	6.45	(6.45)	2370	(3040)	11.47	(14.69)	9.26	(7.24)
	015C + 020C	8500	13500	-	-	22000	(22000)	5544	(5544)	6.45	(6.45)	2370	(3040)	11.47	(14.69)	9.26	(7.24)
	010C + 010C + 010C	7333	7333	7333	-	22000	(22000)	5544	(5544)	6.45	(6.45)	2370	(3040)	11.47	(14.69)	9.26	(7.24)
010C + 010C + 015C	6500	6500	9000	-	22000	(22000)	5544	(5544)	6.45	(6.45)	2370	(3040)	11.47	(14.69)	9.26	(7.24)	
010C + 010C + 020C	5500	5500	11000	-	22000	(22000)	5544	(5544)	6.45	(6.45)	2370	(3040)	11.47	(14.69)	9.26	(7.24)	
010C + 015C + 015C	5500	8250	8250	-	22000	(22000)	5544	(5544)	6.45	(6.45)	2370	(3040)	11.47	(14.69)	9.26	(7.24)	
010C + 015C + 020C	5500	7000	9500	-	22000	(22000)	5544	(5544)	6.45	(6.45)	2370	(3040)	11.47	(14.69)	9.26	(7.24)	
015C + 015C + 015C	7333	7333	7333	-	22000	(22000)	5544	(5544)	6.45	(6.45)	2370	(3040)	11.47	(14.69)	9.26	(7.24)	
010C + 010C + 010C + 010C	5500	5500	5500	5500	22000	(22000)	5544	(5544)	6.45	(6.45)	2370	(3040)	11.47	(14.69)	9.26	(7.24)	
010C + 010C + 010C + 015C	5000	5000	5000	7000	22000	(22000)	5544	(5544)	6.45	(6.45)	2370	(3040)	11.47	(14.69)	9.26	(7.24)	
010C + 010C + 010C + 020C	4500	4500	4500	8500	22000	(22000)	5544	(5544)	6.45	(6.45)	2370	(3040)	11.47	(14.69)	9.26	(7.24)	
010C + 010C + 015C + 015C	4500	4500	6500	6500	22000	(22000)	5544	(5544)	6.45	(6.45)	2370	(3040)	11.47	(14.69)	9.26	(7.24)	
010C + 010C + 015C + 020C	4000	4000	6000	8000	22000	(22000)	5544	(5544)	6.45	(6.45)	2370	(3040)	11.47	(14.69)	9.26	(7.24)	
010C + 015C + 015C + 015C	4000	6000	6000	6000	22000	(22000)	5544	(5544)	6.45	(6.45)	2370	(3040)	11.47	(14.69)	9.26	(7.24)	
015C + 015C + 015C + 015C	5500	5500	5500	5500	22000	(22000)	5544	(5544)	6.45	(6.45)	2370	(3040)	11.47	(14.69)	9.26	(7.24)	
010C	9000	-	-	-	9000	(11000)	2268	(2772)	2.64	(3.22)	870	(1110)	4.01	(5.37)	10.37	(9.90)	
015C	12000	-	-	-	12000	(14000)	3024	(3528)	3.52	(4.10)	1230	(1580)	5.96	(7.63)	9.73	(8.86)	
020C	18000	-	-	-	18000	(19000)	4536	(4788)	5.28	(5.57)	1910	(2440)	8.87	(11.35)	9.43	(7.78)	
010C + 010C	9000	9000	-	-	18000	(19000)	4536	(4788)	5.28	(5.57)	1820	(2330)	8.81	(10.84)	9.87	(8.14)	
010C + 015C	8000	11000	-	-	19000	(19000)	4788	(4788)	5.57	(5.57)	1910	(2440)	8.50	(11.35)	9.95	(7.78)	
010C + 020C	7000	12000	-	-	19000	(19000)	4788	(4788)	5.57	(5.57)	1910	(2440)	8.50	(11.35)	9.95	(7.78)	
015C + 015C	9500	9500	-	-	19000	(19000)	4788	(4788)	5.57	(5.57)	1910	(2440)	8.50	(11.35)	9.95	(7.78)	
015C + 020C	8000	11000	-	-	19000	(19000)	4788	(4788)	5.57	(5.57)	1910	(2440)	8.50	(11.35)	9.95	(7.78)	
010C + 010C + 010C	6333	6333	6333	-	19000	(19000)	4788	(4788)	5.57	(5.57)	1910	(2440)	8.50	(11.35)	9.95	(7.78)	
010C + 010C + 015C	5500	5500	8000	-	19000	(19000)	4788	(4788)	5.57	(5.57)	1910	(2440)	8.50	(11.35)	9.95	(7.78)	
010C + 010C + 020C	5000	5000	9000	-	19000	(19000)	4788	(4788)	5.57	(5.57)	1910	(2440)	8.50	11.35	9.95	(7.78)	
010C + 015C + 015C	5000	7000	7000	-	19000	(19000)	4788	(4788)	5.57	(5.57)	1910	(2440)	8.50	11.35	9.95	(7.78)	
010C + 015C + 020C	4500	6000	8500	-	19000	(19000)	4788	(4788)	5.57	(5.57)	1910	(2440)	8.50	11.35	9.95	(7.78)	
015C + 015C + 015C	6333	6333	6333	-	19000	(19000)	4788	(4788)	5.57	(5.57)	1910	(2440)	8.50	11.35	9.95	(7.78)	
010C + 010C + 010C + 010C	4750	4750	4750	4750	19000	(19000)	4788	(4788)	5.57	(5.57)	1910	(2440)	8.50	11.35	9.95	(7.78)	
010C + 010C + 010C + 015C	4250	4250	4250	6250	19000	(19000)	4788	(4788)	5.57	(5.57)	1910	(2440)	8.50	11.35	9.95	(7.78)	
010C + 010C + 010C + 020C	4000	4000	4000	7000	19000	(19000)	4788	(4788)	5.57	(5.57)	1910	(2440)	8.50	11.35	9.95	(7.78)	
010C + 010C + 015C + 015C	4000	4000	5500	5500	19000	(19000)	4788	(4788)	5.57	(5.57)	1910	(2440)	8.50	11.35	9.95	(7.78)	
010C + 010C + 015C + 020C	3750	3750	4750	6750	19000	(19000)	4788	(4788)	5.57	(5.57)	1910	(2440)	8.50	11.35	9.95	(7.78)	
010C + 015C + 015C + 015C	4000	5000	5000	5000	19000	(19000)	4788	(4788)	5.57	(5.57)	1910	(2440)	8.50	11.35	9.95	(7.78)	
015C + 015C + 015C + 015C	4750	4750	4750	4750	19000	(19000)	4788	(4788)	5.57	(5.57)	1910	(2440)	8.50	11.35	9.95	(7.78)	

- 1) ALL SPECIFICATIONS ARE SUBJECTED TO CHANGE BY THE MANUFACTURER WITHOUT PRIOR NOTICE.
- 2) ALL UNITS ARE BEING TESTED AND COMPLY TO ISO 5151.
- 3) NOMINAL COOLING AND HEATING CAPACITY ARE BASED ON THE CONDITIONS BELOW :
  - a) COOLING - 27°C DB / 19°C WB INDOOR AND 35°C DB / 24°C WB OUTDOOR
  - b) HEATING - 20°C DB INDOOR AND 7°C DB / 6°C WB OUTDOOR

SPECIFICATIONS FOR MMSV025A WITH MCMX-E

	INDOOR OPERATING UNIT (CMX)	NOMINAL COOLING CAPACITY										INPUT POWER (W)		RUNNING CURRENT (A)		EER	
		INDIVIDUAL INDOOR				TOTAL											
		A	B	C	D	BTU/h		kcal/h		KW		RATED	(MAX)	RATED	(MAX)	RATED	(MAX)
		RATED	RATED	RATED	RATED	RATED	(MAX)	RATED	(MAX)	RATED	(MAX)						
CURRENT LIMITATION AT 23A	015E	12000	-	-	-	12000	(14000)	3024	(3528)	3.52	(4.10)	1230	(1580)	5.96	(7.63)	9.73	(8.86)
	020E	18000	-	-	-	18000	(21000)	4536	(5292)	5.28	(6.15)	2130	(2720)	10.27	(13.14)	8.47	(7.72)
	015E + 015E	12000	12000	-	-	24000	(27000)	6048	(6804)	7.03	(7.91)	2480	(3170)	11.98	(15.33)	9.68	(8.51)
	015E + 020E	10000	15000	-	-	25000	(27000)	6300	(6804)	7.33	(7.91)	2650	(3390)	12.79	(16.37)	9.44	(7.97)
	015E + 015E + 015E	8333	8333	8333	-	25000	(28000)	6300	(7056)	7.33	(8.21)	2910	(3720)	13.45	(17.97)	8.60	(7.53)
	015E + 015E + 015E + 015E	6300	6300	6300	6300	25200	(28000)	6350	(7056)	7.39	(8.21)	2980	(3820)	13.79	(18.45)	8.44	(7.33)
CURRENT LIMITATION AT 17A	015E	12000	-	-	-	12000	(14000)	3024	(3528)	3.52	(4.10)	1230	(1580)	5.96	(7.63)	9.73	(8.86)
	020E	18000	-	-	-	18000	(21000)	4536	(5292)	5.28	(6.15)	2130	(2720)	10.27	(13.14)	8.47	(7.72)
	015E + 015E	11000	11000	-	-	22000	(22000)	5544	(5544)	6.45	(6.45)	2370	(3040)	11.47	(14.69)	9.26	(7.24)
	015E + 020E	8500	13500	-	-	22000	(22000)	5544	(5544)	6.45	(6.45)	2370	(3040)	11.47	(14.69)	9.26	(7.24)
	015E + 015E + 015E	7333	7333	7333	-	22000	(22000)	5544	(5544)	6.45	(6.45)	2370	(3040)	11.47	(14.69)	9.26	(7.24)
	015E + 015E + 015E + 015E	5500	5500	5500	5500	22000	(22000)	5544	(5544)	6.45	(6.45)	2370	(3040)	11.47	(14.69)	9.26	(7.24)
CURRENT LIMITATION AT 11A	015E	12000	-	-	-	12000	(14000)	3024	(3528)	3.52	(4.10)	1230	(1580)	5.96	(7.63)	9.73	(8.86)
	020E	18000	-	-	-	18000	(19000)	4536	(4788)	5.28	(5.57)	1910	(2440)	8.87	(11.35)	9.43	(7.78)
	015E + 015E	9500	9500	-	-	19000	(19000)	4788	(4788)	5.57	(5.57)	1910	(2440)	8.50	(11.35)	9.95	(7.78)
	015E + 020E	8000	11000	-	-	19000	(19000)	4788	(4788)	5.57	(5.57)	1910	(2440)	8.50	(11.35)	9.95	(7.78)
	015E + 015E + 015E	6333	6333	6333	-	19000	(19000)	4788	(4788)	5.57	(5.57)	1910	(2440)	8.50	(11.35)	9.95	(7.78)
	015E + 015E + 015E + 015E	4750	4750	4750	4750	19000	(19000)	4788	(4788)	5.57	(5.57)	1910	(2440)	8.50	(11.35)	9.95	(7.78)

- 1) ALL SPECIFICATIONS ARE SUBJECTED TO CHANGE BY THE MANUFACTURER WITHOUT PRIOR NOTICE.
- 2) ALL UNITS ARE BEING TESTED AND COMPLY TO ISO 5151.
- 3) NOMINAL COOLING AND HEATING CAPACITY ARE BASED ON THE CONDITIONS BELOW :
  - a) COOLING - 27°C DB / 19°C WB INDOOR AND 35°C DB / 24°C WB OUTDOOR
  - b) HEATING - 20°C DB INDOOR AND 7°C DB / 6°C WB OUTDOOR

Products manufactured in an ISO certified facility.  
This document contains the most current product information as of this printing.  
For the most up-to-date product information, please go to [www.mcquay.com](http://www.mcquay.com).



©2007 McQuay International

+1 (800) 432-1342

[www.mcquay.com](http://www.mcquay.com)

---

A Global Leader in System Solutions for Air Conditioning, Heating, Ventilating and Refrigeration.